

► METAL

**FEIN. Unverwüstliche  
Elektrowerkzeuge.**



**Tough tasks made easy.**

**FEIN magnetic core drills KBM and KBB – leaders in quality and performance.**




# Core drilling expertise from the inventor of the power drill.

In 1895, FEIN invented the world's first electric hand drill, and in 1909, first electromagnetic drill GMAZ. The same spirit of innovation and German-built quality goes into every FEIN drill. With more than 120 years of ongoing development, FEIN has succeeded in perfecting metal drilling technology. Professionals put their trust in the long-life quality of FEIN and rightly so.

## The benefits:

- ▶ First-class materials and excellent workmanship – premium quality from one source.
- ▶ Performance and quality leader for drilling and core drilling.
- ▶ Tool, core drill bit and system accessories are precisely matched to one another – perfect for drilling in steel, stainless steel or aluminium.
- ▶ Two series cover all applications – from core drilling and twist drilling to countersinking and tapping.



## Optimised for every use.

FEIN has the right tool for every metal drilling application, including; precise drills, powerful cordless drill/drivers, robust cross handle drills. The range also includes specialist tools such as thread drills and angle drills to the hand-guided core drilling system and magnetic core drills for large diameters. In addition perfectly matched, extensive system of accessories are also available.



1909



2013

**FEIN magnetic core drills**

|                        |    |
|------------------------|----|
| FEIN KBM               | 6  |
| FEIN KBM auto          | 10 |
| FEIN KBB               | 12 |
| Sizing sheet for tools | 15 |

**FEIN hand-guided core drilling**

|          |    |
|----------|----|
| FEIN KBH | 26 |
|----------|----|

**FEIN core drill bits, accessories and useful information**

|                         |    |
|-------------------------|----|
| Carbide or HSS?         | 16 |
| Carbide core drill bits | 17 |
| HSS core drill bits     | 19 |
| Accessories             | 22 |
| Accessories for KBM 80  | 23 |
| Clamping fixtures       | 24 |
| Tapping                 | 25 |
| Accessories for KBH     | 26 |



## Two series: KBM and KBB. Outstanding performance, quality and technology.

### The FEIN KBM-series:

- ▶ Universal use, high-quality tools.
- ▶ Extremely long-life construction.
- ▶ Maximum quality.
- ▶ With optimised speed for carbide core drill bits.
- ▶ Optimum power-to-weight ratio.

### The FEIN KBB-series:

- ▶ Offers basic functionality for core drilling work.
- ▶ Sturdy construction for tough applications.
- ▶ Renowned FEIN quality.
- ▶ With optimised speed for HSS core drill bits.

## KBM series – for universal use.

### FEIN high-power motor

Very powerful, with high delivery of power for reliable and economical drilling.

### Long-life design

Designed for use in industry and manual trades.

### Extra-large stroke range

The double drill motor guide enables use with very large drilling tools.

### FEIN QuickIN

Tool-free core drill changes in a matter of seconds. One click and the tool is in the perfect location.

### Operating concept



Control panel in direct line of sight of user – simple, intuitive, easily identifiable.

### Motor cable

Positioned centrally with swivel bearings. Avoids the risk of the cable getting caught or snagging on the workpiece.

### Feed handwheel

The feed handwheel can be transferred to the other side when working in confined spaces.



Functions and applications at a glance.

|                                    | KBM series              | KBB series          |
|------------------------------------|-------------------------|---------------------|
| <b>Application</b>                 |                         |                     |
| Speed optimised for                | Carbide core drill bits | HSS core drill bits |
| Cutting speed in steel (S235)      | m/min 45                | 25                  |
| Bit tool mounting                  | QuickIN                 | ¾ in Weldon         |
| Core drilling                      | ▲▲                      | ▲▲                  |
| Twist drilling                     | ▲▲                      |                     |
| Tapping / reaming / countersinking | ▲▲                      |                     |
| <b>Technical features</b>          |                         |                     |
| Magnetic holding force             | ▲▲                      | ▲                   |
| Quick bit change system            | ▲▲                      |                     |
| Extra-large stroke range           | ▲▲                      |                     |
| Weight / compact design            | ▲▲                      | ▲                   |

|                                      | KBM series | KBB series |
|--------------------------------------|------------|------------|
| <b>Equipment</b>                     |            |            |
| Clockwise / anti-clockwise operation | ●          |            |
| MT holder                            | ●          |            |
| Electronic speed setting             | ●          |            |
| Integrated cooling lubricant unit    | ●          | ●          |
| Fully-automatic drilling             | ●*         |            |
| <b>Quality</b>                       |            |            |
| Continuous / intensive use           | ▲▲         | ▲          |
| Material quality and workmanship     | ▲▲         | ▲          |
| Coordinated system components        | ▲▲         | ▲          |

▲ good or suitable    ▲▲ very good or very suitable    ● available

\*with KBM auto only

KBB series – focused on core drilling applications.

**Universal motor**

Stable torque – with good delivery of power when core drilling.

**Solid construction**

Good results from high material quality and workmanship of all components.

**Motor cable**

Internal motor cable guide. No getting caught or snagging on the workpiece.

**Feed handwheel**

The feed handwheel can be transferred to the other side when working in confined spaces.



## FEIN KBM series: Lightweight and powerful – for universal use.

The manual FEIN KBM series includes five high-quality magnetic core drills for universal use – from the compact assembly tool KBM 32 Q to the workshop tool KBM 80 U. Every tool is designed for optimum results, incredibly simple use and long service life.

### The benefits:

- ▶ Maximum versatility.
- ▶ Very simple operation.
- ▶ Outstanding service life and reliability.
- ▶ Optimised speed for use with carbide core drill bits.



**KBM 32 Q**  
Compact with high mobility for installation jobs.



**KBM 50 Q**  
Lightweight and incredibly easy to use, with 2-speed gearbox for efficient drilling in the workshop and on the construction site.



**KBM 50 U**  
Universal with 2-speed gearbox and maximum functionality for flexible working in the workshop and on the construction site.



**KBM 65 U**  
Powerful with 2-speed gearbox and maximum functionality for universal and efficient working in the workshop.



**KBM 80 U**  
Powerful with 3-speed gearbox and maximum functionality for universal and efficient working in the workshop.

|   | KBM 32 Q | KBM 50 Q | KBM 50 U | KBM 65 U | KBM 80 U |
|---|----------|----------|----------|----------|----------|
| Core drilling in metal, up to 32 mm in diameter | ▲▲       | ▲▲       | ▲▲       | ▲▲       | ▲▲       |
| Core drilling in metal, up to 50 mm in diameter |          | ▲▲       | ▲▲       | ▲▲       | ▲▲       |
| Core drilling in metal, up to 65 mm in diameter |          |          |          | ▲▲       | ▲▲       |
| Core drilling in metal, up to 80 mm in diameter |          |          |          |          | ▲▲       |
| Use of carbide core drill                       | ▲▲       | ▲▲       | ▲▲       | ▲▲       | ▲▲       |
| Use of HSS core drill                           | ▲        | ▲        | ▲        | ▲        | ▲        |
| Twist drilling with drill chuck (DIN 338)       | ▲▲       | ▲▲       | ▲▲       | ▲▲       | ▲▲       |
| Twist drilling with MT holder (DIN 345)         |          |          | ▲▲       | ▲▲       | ▲▲       |
| Tapping   | ▲*       | ▲▲       | ▲▲       | ▲▲       | ▲▲       |
| Countersinking                                  |          | ▲        | ▲▲       | ▲▲       | ▲▲       |
| Reaming   |          | ▲        | ▲▲       | ▲▲       | ▲▲       |
| Working with one hand                           |          | ▲▲       | ▲▲       | ▲▲       | ▲▲       |
| Working overhead                                | ▲▲       | ▲▲       | ▲▲       | ▲▲       | ▲        |
| Installation work                               | ▲▲       | ▲▲       | ▲▲       | ▲▲       | ▲        |
| Workshop jobs                                   | ▲▲       | ▲▲       | ▲▲       | ▲▲       | ▲▲       |

▲ suitable    ▲▲ very suitable    \*with tapping tool only

## The compact choice: KBM 32 Q.

The KBM 32 Q offers impressive low weight, compact dimensions and ease of handling. It is easy to attach to the workpiece and enables reliable working – even if you're working vertically or overhead.



### The benefits:

- ▶ Small and extremely light, with excellent handling for vertical and overhead use.
- ▶ QuickIN rapid change system for fast tool changes without a wrench.
- ▶ Double drill motor guide for use with very large drilling tools.

### Features:

- ▶ FEIN high-power motor with stable speed.
- ▶ High magnetic holding force.
- ▶ Internal cooling.

### Technical data

| Model                                | KBM 32 Q        |          |
|--------------------------------------|-----------------|----------|
| Carbide core drill bit max. diameter | mm              | 32       |
| HSS core drill bit max. diameter     | mm              | 32       |
| Core drill, bit max. drilling depth  | mm              | 50       |
| Twist drill max. diameter            | mm              | 13       |
| Tapping max.                         | M               | 12       |
| Power consumption                    | W               | 700      |
| Power output                         | W               | 450      |
| Idling speed                         | rpm             | 550      |
| Load speed                           | rpm             | 440      |
| Core drill bit holder                | QuickIN         |          |
| Stroke / stroke range                | mm              | 135/260  |
| Magnetic holding force               | N               | 9000     |
| Magnetic foot dimensions             | mm              | 160 x 80 |
| Cable with plug                      | m               | 4        |
| Weight according to EPTA             | kg              | 10.5     |
| <b>Order number</b>                  | <b>7 270 27</b> |          |

### Applications:



Core drilling



Twist drilling with drill chuck



Tapping with tapping tool



1 case, 1 coolant pump, 1 lashing strap, 1 centring pin 105 mm, 1 contact guard.

## The flexible choice: KBM 50 Q and KBM 50 U.

The KBM 50 Q is one of the lightest 2-speed tools in its segment and offers an extended area of application.

The lightweight KBM 50 U 2-speed tool with MT3 holder offers a universal range of applications and high flexibility for all applications.



### The benefits:

- ▶ Compact with high functionality for universal use on construction site and in the workshop.
- ▶ Simple operating concept avoids mix-ups and can be clearly seen by the user.
- ▶ Double drill motor guide for use with very large drilling tools.

### Features:

- ▶ Clockwise/anti-clockwise rotation.
- ▶ Electronic speed setting.
- ▶ FEIN high-power motor with stable speed.
- ▶ High magnetic holding force.
- ▶ Convenient magnetic holding force display.
- ▶ Integrated coolant tank.
- ▶ Feed handwheel can be moved from one side to the other.

### Only for KBM 50 U

- ▶ MT3 interface.

### Applications:



Core drilling



Twist drilling



Tapping

### Technical data

| Model                                |     | KBM 50 Q           | KBM 50 U           |
|--------------------------------------|-----|--------------------|--------------------|
| Carbide core drill bit max. diameter | mm  | 50                 | 50                 |
| HSS core drill bit max. diameter     | mm  | 40                 | 40                 |
| Core drill drilling depth (optional) | mm  | 50                 | 50 (75*)           |
| Twist drill max. diameter            | mm  | 16                 | 23                 |
| Tapping max.                         | M   | 16                 | 16                 |
| Countersinking max. diameter         | mm  | 31                 | 50                 |
| Reaming max. diameter                | mm  | 16                 | 23                 |
| Power consumption                    | W   | 1200               | 1200               |
| Power output                         | W   | 610                | 610                |
| Load speed                           |     |                    |                    |
| 1st gear                             | rpm | 130–260            | 130–260            |
| 2nd gear                             | rpm | 260–520            | 260–520            |
| Core drill bit holder                |     | QuickIN            | QuickIN            |
| Tool mounting                        | MT  | –                  | 3                  |
| Stroke / stroke range                | mm  | 145/315            | 145/315            |
| Magnetic holding force               | N   | 12500              | 12500              |
| Magnetic foot dimensions             | mm  | 195 x 90           | 195 x 90           |
| Cable with plug                      | m   | 4                  | 4                  |
| Weight according to EPTA             | kg  | 13.2               | 13.9               |
| <b>Order number</b>                  |     | <b>7 270 41 61</b> | <b>7 270 40 61</b> |

\*also available with accessories



**KBM 50 Q (included in price):** 1 case, 1 coolant tank, 1 lashing strap, 1 swarf hook, 1 centring pin 105 mm, 1 contact guard.

**KBM 50 U (included in price):** 1 case, 1 coolant tank, 1 lashing strap, 1 swarf hook, 1 centring pin 105 mm, 1 contact guard, 1 drift key.

**Extensive accessories: from page 16**



## The powerful choice: KBM 65 U and KBM 80 U.

The 2-speed tool KBM 65 U combines a compact design with good output. Its universal equipment provides increased functionality in the workshop.

The powerful KBM 80 U with 3-speed gearbox and high speed stability is designed for heavy-duty drilling in the workshop.



### The benefits:

- ▶ Speed stability even in tough applications.
- ▶ Fine adjustment of the drill spindle for convenient tool alignment.
- ▶ Double drill motor guide for use with very large drilling tools.

### Features:

- ▶ Clockwise/anti-clockwise rotation.
- ▶ Electronic speed setting.
- ▶ MT 3 interface.
- ▶ High magnetic holding force.
- ▶ Convenient magnetic holding force display.
- ▶ Integrated coolant tank.
- ▶ Operating concept in the user's direct line of sight.

### Only for KBM 80 U

- ▶ Mechanical three-speed gearbox.
- ▶ Automatic coolant supply.
- ▶ Torque slipping clutch.

### Technical data

| Model                                |     | KBM 65 U           | KBM 80 U        |
|--------------------------------------|-----|--------------------|-----------------|
| Carbide core drill bit max. diameter | mm  | 65                 | 80              |
| HSS core drill bit max. diameter     | mm  | 45                 | 65              |
| Core drill drilling depth (optional) | mm  | 50 (75*)           | 50              |
| Twist drill max. diameter            | mm  | 25                 | 32              |
| Tapping max.                         | M   | 20                 | 27              |
| Countersinking max. diameter         | mm  | 50                 | 50              |
| Reaming max. diameter                | mm  | 25                 | 31              |
| Power consumption                    | W   | 1300               | 2000            |
| Power output                         | W   | 730                | 900             |
| Load speed                           |     |                    |                 |
| 1st gear                             | rpm | 120–240            | 110–180         |
| 2nd gear                             | rpm | 260–520            | 160–260         |
| 3rd gear                             | rpm |                    | 350–580         |
| Core drill bit holder                |     | QuickIN            | QuickIN         |
| Tool mounting                        | MT  | 3                  | 3               |
| Stroke / stroke range                | mm  | 145/315            | 145/285         |
| Adjustment range for drill jigs      | mm  | ± 6                | ± 4.25          |
| Swivel range for drill jigs          |     | ± 7°               | ± 11°           |
| Magnetic holding force               | N   | 14000              | 18000           |
| Magnetic foot dimensions             | mm  | 205 × 95           | 270 × 90        |
| Cable with plug                      | m   | 4                  | 4               |
| Weight according to EPTA             | kg  | 16.1               | 25.4            |
| <b>Order number</b>                  |     | <b>7 270 43 61</b> | <b>7 270 34</b> |

\*also available with accessories

### Applications:



Core drilling



Twist drilling



Tapping



**KBM 65 U (included in price):** 1 case, 1 coolant tank, 1 lashing strap, 1 swarf hook, 1 centring pin 105 mm, 1 contact guard, 1 drift key.

**KBM 80 U (included in price):** 1 case, 1 coolant tank, 1 lashing strap, 1 swarf hook, 2 centring pins, 1 contact guard, 1 drift key, 1 QuickIN MAX / MT3 tool mounting.

**Extensive accessories: from page 16**

# The FEIN KBM auto series – unrivalled efficiency for series drilling.

The FEIN KBM auto series is setting new work standards: The automatic drill feed enables reproducible drilling times and constant work progress in all common materials. It saves a lot of time and money, particularly for large drilling jobs. The digitally controlled drill feed achieves new levels of workshop and installation efficiency.

**The benefits:**

- ▶ Saves time and money when producing a large number of holes.
- ▶ Constant work progress.
- ▶ Reproducible drilling times.
- ▶ Longer core drill service life.
- ▶ Takes the strain off the operator's body.
- ▶ Optimised speed for use with carbide core drill bits.



**KBM 50 auto**

Lightweight and clever, fully automatic 2-speed tool. Saves time and money in the workshop and on the construction site.



**KBM 80 auto**

High-power and clever, fully automatic 3-speed tool for maximum efficiency in the workshop.

|   | KBM 50 auto | KBM 80 auto |
|---|-------------|-------------|
| Core drilling in metal, up to 32 mm in diameter | ▲▲          | ▲▲          |
| Core drilling in metal, up to 50 mm in diameter | ▲▲          | ▲▲          |
| Core drilling in metal, up to 65 mm in diameter |             | ▲▲          |
| Core drilling in metal, up to 80 mm in diameter |             | ▲▲          |
| Use of carbide core drill                       | ▲▲          | ▲▲          |
| Use of HSS core drill                           | ▲           | ▲           |
| Twist drilling with drill chuck (DIN 338)       | ▲▲*         | ▲▲*         |
| Twist drilling with MT holder (DIN 345)         | ▲▲*         | ▲▲*         |
| Tapping   | ▲▲*         | ▲▲*         |
| Countersinking                                  | ▲▲*         | ▲▲*         |
| Reaming   | ▲▲*         | ▲▲*         |
| Fully-automatic drilling                        | ▲▲          | ▲▲          |
| Working with one hand                           | ▲▲          | ▲▲          |
| Working overhead                                | ▲▲          | ▲           |
| Installation work                               | ▲▲          | ▲           |
| Workshop jobs                                   | ▲▲          | ▲▲          |

▲ suitable    ▲▲ very suitable    \*in manual tool mode only

## The efficient choice: KBM 50 auto and KBM 80 auto.

The powerful KBM 50 auto is as efficient as it is mobile: Its compact design and low weight enable use either on the construction site or in the workshop.

The high-power workshop tool KBM 80 auto with its drill feed ensures reproducible drilling times and constant work progress in all common metals.



### The benefits:

- ▶ Saves time and money when producing a large number of holes thanks to the digitally controlled drill feed.
- ▶ Thanks to reproducible and timed drilling times, working hours for commissioned and serial work can be planned.
- ▶ Universal work, such as tapping in manual tool mode thanks to clockwise/anti-clockwise rotation and MT3 interface.

### Features:

- ▶ FEIN high-power motor with stable speed.
- ▶ Electronic speed setting.
- ▶ High magnetic holding force.
- ▶ Convenient magnetic holding force display.
- ▶ Integrated coolant tank.
- ▶ Tilt sensor.
- ▶ Controls which can be clearly seen.

### Only for KBM 80 auto

- ▶ Mechanical three-speed gearbox.
- ▶ Automatic coolant supply.
- ▶ Torque slipping clutch.

### Technical data

| Model                                |     | KBM 50 auto        | KBM 80 auto     |
|--------------------------------------|-----|--------------------|-----------------|
| Carbide core drill bit max. diameter | mm  | 50                 | 80              |
| HSS core drill bit max. diameter     | mm  | 40                 | 65              |
| Core drill drilling depth (optional) | mm  | 50 (75**)          | 50              |
| Twist drill max. diameter            | mm  | 18/23*             | 18/32*          |
| Tapping max.                         | M   | 16*                | 27*             |
| Countersinking max. diameter         | mm  | 50*                | 50*             |
| Reaming max. diameter                | mm  | 23*                | 31*             |
| Power consumption                    | W   | 1200               | 2000            |
| Power output                         | W   | 610                | 900             |
| Load speed                           |     |                    |                 |
| 1st gear                             | rpm | 130–260            | 110–180         |
| 2nd gear                             | rpm | 260–520            | 160–260         |
| 3rd gear                             | rpm | –                  | 350–580         |
| Core drill bit holder                |     | QuickIN            | QuickIN         |
| Tool mounting                        | MT  | 3                  | 3               |
| Stroke / stroke range                | mm  | 145/315            | 145/285         |
| Adjustment range for drill jigs      | mm  | –                  | ± 4.25          |
| Swivel range for drill jigs          |     | –                  | ± 11°           |
| Magnetic holding force               | N   | 12 500             | 18 000          |
| Magnetic foot dimensions             | mm  | 195 × 90           | 270 × 90        |
| Cable with plug                      | m   | 4                  | 4               |
| Weight according to EPTA             | kg  | 16.2               | 26.4            |
| <b>Order number</b>                  |     | <b>7 270 42 61</b> | <b>7 270 32</b> |

\* in manual tool mode only \*\* also available with accessories

### Applications:



Core drilling



Twist drilling\*



Tapping\*

Extensive accessories: from page 16



**KBM 50 auto (included in price):** 1 case, 1 coolant tank, 1 lashing strap, 1 swarf hook, 1 centring pin 105 mm, 1 drift key, 1 contact guard.

**KBM 80 auto (included in price):** 1 case, 1 coolant tank, 1 lashing strap, 1 swarf hook, 2 centring pins, 1 contact guard, 1 drift key, 1 QuickIN MAX / MT3 tool mounting.

## FEIN KBB series: Solid basic functionality – focused on core drilling applications.

With four different models, the FEIN KBB series includes the optimum tool for every workshop and installation application – from the compact FEIN KBB 30 for core drilling in tight and difficult-to-reach spots to the powerful 2-speed tool KBB 60 for use in the workshop. Every tool in the range is designed to be reliable and economical, delivering precise results.

### The benefits:

- ▶ Basic core drilling function.
- ▶ Sturdy construction for tough applications.
- ▶ Internal motor cable guide.
- ▶ Optimised speed for use with HSS core drill bits.



**KBB 30**  
Extremely compact for drilling on the construction site.



**KBB 38**  
For precision drilling on the construction site.



**KBB 40**  
Compact with fixed drill motor for work in tight spaces.



**KBB 60**  
With 2-speed gearbox for drilling jobs in the workshop, cutting depth up to 75 mm.

|  | KBB 30 | KBB 38 | KBB 40 | KBB 60 |
|--|--------|--------|--------|--------|
| Core drilling in metal, up to 30 mm diameter | ▲ ▲    | ▲ ▲    | ▲ ▲    | ▲ ▲    |
| Core drilling in metal, up to 40 mm diameter |        |        | ▲ ▲    | ▲ ▲    |
| Core drilling in metal, up to 60 mm diameter |        |        |        | ▲ ▲    |
| Use of HSS core drill                        | ▲ ▲    | ▲ ▲    | ▲ ▲    | ▲ ▲    |
| Use of carbide core drill                    | ▲      | ▲      | ▲      | ▲      |
| Working with one hand                        | ▲ ▲    | ▲ ▲    | ▲ ▲    | ▲ ▲    |
| Working overhead                             | ▲ ▲    | ▲ ▲    | ▲ ▲    | ▲      |
| Installation work                            | ▲ ▲    | ▲ ▲    | ▲ ▲    | ▲      |
| Workshop jobs                                | ▲ ▲    | ▲ ▲    | ▲ ▲    | ▲ ▲    |

▲ suitable    ▲ ▲ very suitable

## The extremely compact choice: KBB 30 and KBB 40.

The FEIN KBB 30 with its extremely compact tool design is ideally suited to core drilling in tight and difficult-to-reach spots and for installation work at height.

The FEIN KBB 40 is a core drilling unit for diameters of up to 40 mm. Designed for installation work, it features a spindle sleeve feed function. Its minimal dimensions and fixed drill motor make it perfect for tight spaces.



### The benefits:

- ▶ Extremely compact with perfect power-to-weight ratio for work at height and in tight spaces.
- ▶ Feed handwheel can be moved from one side to the other for use in special work situations.
- ▶ Concealed motor wiring prevents wires from snagging or getting caught on the workpiece.

### Features:

- ▶ Internal cooling.
- ▶ Easy guide adjustment.

#### Only for KBB 40

- ▶ Solid die-cast aluminium construction.
- ▶ Fixed drill motor.

### Applications:



Core drilling

### Technical data

| Model                            |     | KBB 30          | KBB 40          |
|----------------------------------|-----|-----------------|-----------------|
| HSS core drill bit max. diameter | mm  | 30              | 40              |
| Max. bit drilling depth          | mm  | 50              | 50              |
| Power consumption                | W   | 750             | 1100            |
| Power output                     | W   | 430             | 610             |
| Idling speed                     | rpm | 740             | 450             |
| Load speed                       | rpm | 430             | 280             |
| Core drill bit holder            |     | ¾ in Weldon     | ¾ in Weldon     |
| Stroke                           | mm  | 65              | 65              |
| Magnetic holding force           | N   | 9000            | 9000            |
| Magnetic foot dimensions         | mm  | 178 x 95        | 165 x 102       |
| Cable with plug                  | m   | 3.8             | 3.8             |
| Weight according to EPTA         | kg  | 10.5            | 12.8            |
| <b>Order number</b>              |     | <b>7 272 01</b> | <b>7 272 03</b> |



**KBB 30 (included in price):** 1 case, 1 coolant tank, 1 lashing strap, 1 swarf hook, 2 centring pins, 1 x 5 mm socket head wrench, 1 contact guard.

**KBB 40 (included in price):** 1 case, 1 coolant tank, 1 lashing strap, 1 swarf hook, 2 centring pins, 1 contact guard, 1 x 5 mm socket head wrench.

**Extensive accessories: from page 16**

## The choice for precision drilling: KBB 38 and KBB 60.

The KBB 38 is particularly efficient. A special drill spindle guide makes this a highly durable tool and delivers precision drilling.

With its powerful 2-speed gearbox, special drill spindle guide and an extra long drill shaft, the FEIN KBB 60 is even suited to cutting depths of up to 75 mm.



### The benefits:

- ▶ Stable speed drill motor for challenging core drilling.
- ▶ Special drill spindle guide maintains concentricity and ensures reliable core ejection.
- ▶ Solid die-cast aluminium construction for work under adverse conditions.

### Features:

- ▶ Integrated coolant tank.
- ▶ Internal motor cable guide.
- ▶ Extra handle for easy transport.
- ▶ Feed handwheel can be moved from one side to the other.

### Only for KBB 60

- ▶ Mechanical two-speed gearbox.
- ▶ Extra-long drill shaft for 75 mm cutting depth.

### Applications:



Core drilling

### Technical data

| Model                            |     | KBB 38          | KBB 60          |
|----------------------------------|-----|-----------------|-----------------|
| HSS core drill bit max. diameter | mm  | 38              | 60              |
| Max. bit drilling depth          | mm  | 50              | 75              |
| Power consumption                | W   | 1 050           | 1 400           |
| Power output                     | W   | 530             | 770             |
| Idling speed                     |     |                 |                 |
| 1st gear                         | rpm | 480             | 330             |
| 2nd gear                         | rpm | –               | 660             |
| Load speed                       |     |                 |                 |
| 1st gear                         | rpm | 330             | 180             |
| 2nd gear                         | rpm | –               | 340             |
| Core drill bit holder            |     | 3/4 in Weldon   | 3/4 in Weldon   |
| Stroke                           | mm  | 65              | 92              |
| Magnetic holding force           | N   | 9 000           | 11 000          |
| Magnetic foot dimensions         | mm  | 178 × 95        | 191 × 102       |
| Cable with plug                  | m   | 3.8             | 3.8             |
| Weight according to EPTA         | kg  | 12.9            | 23.9            |
| <b>Order number</b>              |     | <b>7 272 02</b> | <b>7 272 04</b> |



**KBB 38 (included in price):** 1 case, 1 coolant tank, 1 lashing strap, 1 swarf hook, 2 centring pins, 1 contact guard, 1 × 5 mm socket head wrench, 1 carry handle.

**KBB 60 (included in price):** 1 case, 1 coolant tank, 1 lashing strap, 1 swarf hook, 2 centring pins, 1 contact guard, 1 × 5 mm socket head wrench, 1 carry handle.

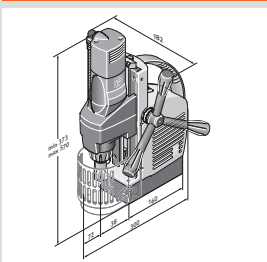
**Extensive accessories: from page 16**



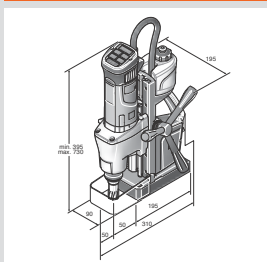
## The tools and their dimensions.

### KBM

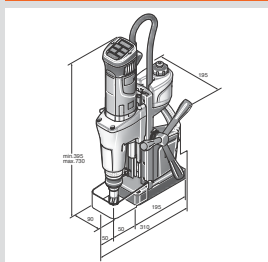
**KBM 32 Q**



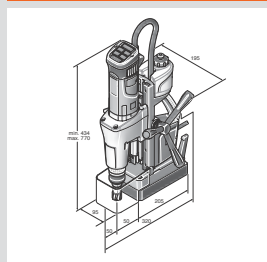
**KBM 50 Q**



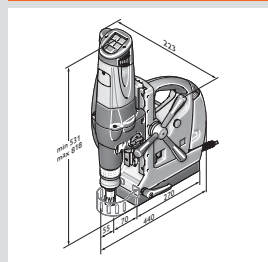
**KBM 50 U**



**KBM 65 U**

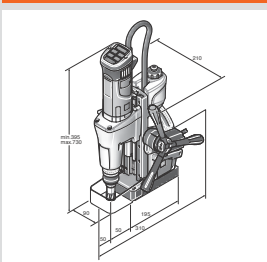


**KBM 80 U**

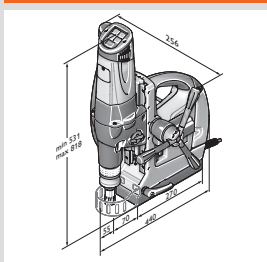


### KBM auto

**KBM 50 auto**

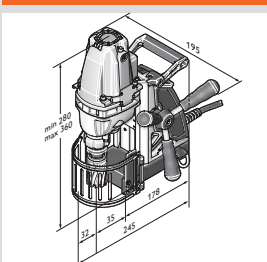


**KBM 80 auto**

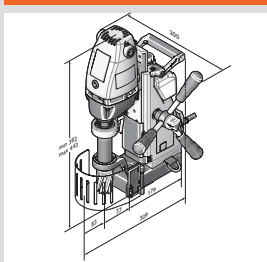


### KBB

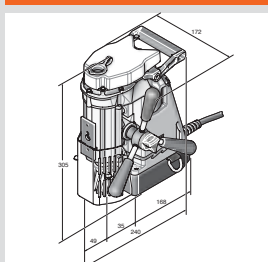
**KBB 30**



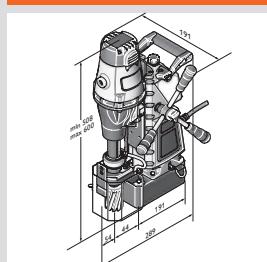
**KBB 38**



**KBB 40**



**KBB 60**



# Tough jobs need tough tools.

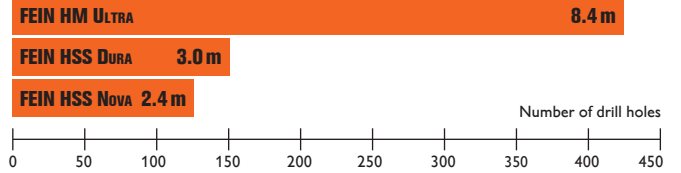
No matter what your material or application, whether your diameter is 80 mm or your cutting depth is 75 mm – FEIN's extensive range of core drill bits will have the right tool for your job.

HM ULTRA: Durable and powerful in all metals.









HSS DURA: TiN coating, perfect for steel and stainless steel.

HSS NOVA: Resistant to shock and impact in steel construction and on the construction site.

## Comparison of FEIN core drill tool lives



Material: S235, 20 mm, diameter 18 mm

|   | FEIN HM ULTRA   |             |             |            | FEIN HSS DURA |             | FEIN HSS NOVA |             |
|---|---|-------------|-------------|------------|---------------|-------------|---------------|-------------|
|   | QuickIN   | QuickIN MAX | ¾ in Weldon | M18x6      | QuickIN       | ¾ in Weldon | QuickIN       | ¾ in Weldon |
|  |   |             |             |            |               |             |               |             |
| 25 mm   |   |             |             |            | Ø 12–50 mm    | Ø 12–60 mm  | Ø 12–50 mm    | Ø 12–60 mm  |
| 35 mm   | Ø 12–65 mm  |             | Ø 12–60 mm  |            |               |             |               |             |
| 50 mm   |   | Ø 50–80 mm  | Ø 12–65 mm  | Ø 12–65 mm | Ø 12–50 mm    | Ø 12–60 mm  | Ø 12–50 mm    | Ø 12–60 mm  |
| 75 mm   | Ø 18–65 mm  |             | Ø 18–65 mm  |            |               |             |               | Ø 19–60 mm  |
| <b>Material</b>   |   |             |             |            |               |             |               |             |
|   | < 10% Si < 600 N/mm <sup>2</sup><br>> 10% Si < 600 N/mm <sup>2</sup>                                      |             |             |            |               | ▲           |               | ▲ ▲         |
|   | < 500 N/mm <sup>2</sup><br>< 750 N/mm <sup>2</sup><br>< 900 N/mm <sup>2</sup><br>< 1100 N/mm <sup>2</sup> |             | ▲ ▲ ▲       |            |               | ▲ ▲ ▲       |               | ▲ ▲ ▲       |
|   | < 700 N/mm <sup>2</sup><br>> 700 N/mm <sup>2</sup>  |             | ▲ ▲         |            |               | ▲ ▲         |               | ▲           |
|   | < 300 N/mm <sup>2</sup>   |             | ▲ ▲ ▲       |            |               |             |               | ▲           |
|   | < 500 N/mm <sup>2</sup>   |             | ▲ ▲         |            |               |             |               |             |
|   | Hard-to-cut metals  |             | ▲ ▲         |            |               | ▲           |               |             |
|   | Rails   |             | ▲           |            |               |             |               |             |
| <b>Surfaces</b>   |   |             |             |            |               |             |               |             |
|   | Flat surfaces   |             | ▲ ▲ ▲       |            |               | ▲ ▲ ▲       |               | ▲ ▲ ▲       |
|   | Structured, offset surfaces   |             | ▲           |            |               | ▲ ▲         |               | ▲ ▲         |
|   | Pipe / round surfaces   |             | ▲ ▲         |            |               | ▲ ▲         |               | ▲ ▲         |
| <b>Special applications</b>   |   |             |             |            |               |             |               |             |
|   | Dry drilling  |             | ▲ ▲ ▲       |            |               | ▲ ▲ ▲       |               | ▲           |
|   | Multi-layer drilling  |             | ▲           |            |               | ▲           |               | ▲           |
|   | Overlapping drilling  |             | ▲ ▲         |            |               | ▲ ▲         |               | ▲ ▲         |

▲ suitable    ▲▲ very suitable    ▲▲▲ ideal



# FEIN HM ULTRA

## The benefits:

- ▶ Extremely long service life.
- ▶ High-quality carbide equipment.
- ▶ Outstanding cutting performance in all metals.
- ▶ Ideal for serial drilling jobs and continuous use.
- ▶ High cutting speed possible.
- ▶ Particularly cost-effective in the workshop in industry and manual trades.

## Carbide service life compared with competitors



Test conditions: While carbide products from other manufacturers achieved an average result of 315 holes per core bit, the FEIN HM ULTRA created 420 holes.  
Material: S235, 20 mm, diameter 18 mm

### HM ULTRA 35 with QuickIN holder

Cutting depth 35 mm



#### Best of core drilling QuickIN accessory set

Diameters of 12, 14, 16, 18, 20, 22 mm and 2 centring pins (105 mm) in plastic case.

Order number 6 31 27 086 04 0



| Ø mm | Order number Pack of 1 |
|------|------------------------|
| 12   | 6 31 27 086 01 9       |
| 13   | 6 31 27 087 01 3       |
| 14   | 6 31 27 088 01 1       |
| 15   | 6 31 27 089 01 5       |
| 15.5 | 6 31 27 238 01 1       |
| 16   | 6 31 27 090 01 7       |
| 17   | 6 31 27 091 01 6       |
| 17.5 | 6 31 27 239 01 5       |
| 18   | 6 31 27 092 01 9       |
| 19   | 6 31 27 093 01 3       |
| 19.5 | 6 31 27 240 01 7       |
| 20   | 6 31 27 094 01 1       |
| 21   | 6 31 27 095 01 5       |
| 22   | 6 31 27 096 01 8       |
| 23   | 6 31 27 097 01 2       |
| 24   | 6 31 27 098 01 0       |
| 25   | 6 31 27 099 01 4       |
| 26   | 6 31 27 100 01 5       |
| 26.5 | 6 31 27 241 01 6       |
| 27   | 6 31 27 101 01 4       |
| 28   | 6 31 27 102 01 7       |

|    |                  |
|----|------------------|
| 29 | 6 31 27 103 01 1 |
| 30 | 6 31 27 104 01 9 |
| 31 | 6 31 27 105 01 3 |
| 32 | 6 31 27 106 01 6 |
| 33 | 6 31 27 107 01 0 |
| 34 | 6 31 27 108 01 8 |
| 35 | 6 31 27 109 01 2 |
| 36 | 6 31 27 110 01 4 |
| 37 | 6 31 27 111 01 3 |
| 38 | 6 31 27 112 01 6 |
| 39 | 6 31 27 113 01 0 |
| 40 | 6 31 27 114 01 8 |
| 41 | 6 31 27 115 01 2 |
| 42 | 6 31 27 116 01 5 |
| 43 | 6 31 27 117 01 9 |
| 44 | 6 31 27 118 01 7 |
| 45 | 6 31 27 119 01 1 |
| 46 | 6 31 27 120 01 3 |
| 47 | 6 31 27 121 01 2 |
| 48 | 6 31 27 122 01 5 |
| 49 | 6 31 27 123 01 9 |
| 50 | 6 31 27 124 01 7 |
| 51 | 6 31 27 125 01 1 |
| 52 | 6 31 27 126 01 4 |
| 53 | 6 31 27 127 01 8 |
| 54 | 6 31 27 128 01 6 |
| 55 | 6 31 27 129 01 0 |
| 56 | 6 31 27 130 01 2 |
| 57 | 6 31 27 131 01 1 |
| 58 | 6 31 27 132 01 4 |
| 59 | 6 31 27 133 01 8 |
| 60 | 6 31 27 134 01 6 |
| 61 | 6 31 27 135 01 0 |
| 62 | 6 31 27 136 01 3 |
| 63 | 6 31 27 137 01 7 |
| 64 | 6 31 27 138 01 5 |
| 65 | 6 31 27 139 01 9 |

### HM ULTRA 75 with QuickIN holder

Cutting depth 75 mm

| Ø mm | Order number Pack of 1 |
|------|------------------------|
| 18   | 6 31 27 763 01 0       |
| 19   | 6 31 27 764 01 0       |
| 20   | 6 31 27 765 01 0       |
| 21   | 6 31 27 766 01 0       |
| 22   | 6 31 27 767 01 0       |
| 23   | 6 31 27 768 01 0       |
| 24   | 6 31 27 769 01 0       |
| 25   | 6 31 27 770 01 0       |
| 26   | 6 31 27 771 01 0       |
| 27   | 6 31 27 772 01 0       |
| 28   | 6 31 27 773 01 0       |
| 29   | 6 31 27 774 01 0       |
| 30   | 6 31 27 775 01 0       |
| 32   | 6 31 27 776 01 0       |
| 35   | 6 31 27 777 01 0       |
| 36   | 6 31 27 778 01 0       |
| 40   | 6 31 27 779 01 0       |
| 45   | 6 31 27 780 01 0       |
| 50   | 6 31 27 781 01 0       |
| 55   | 6 31 27 782 01 0       |
| 60   | 6 31 27 783 01 0       |
| 65   | 6 31 27 784 01 0       |

### HM ULTRA 50 with FEIN thread M18 × 6

Cutting depth 50 mm



| Ø mm | Order number Pack of 1 |
|------|------------------------|
| 12   | 6 31 27 042 01 4       |
| 13   | 6 31 27 043 01 8       |
| 14   | 6 31 27 044 01 6       |
| 15   | 6 31 27 045 01 0       |
| 16   | 6 31 27 046 01 3       |
| 17   | 6 31 27 047 01 7       |

|    |                  |
|----|------------------|
| 18 | 6 31 27 001 01 5 |
| 19 | 6 31 27 019 01 2 |
| 20 | 6 31 27 002 01 8 |
| 21 | 6 31 27 020 01 4 |
| 22 | 6 31 27 003 01 2 |
| 23 | 6 31 27 021 01 3 |
| 24 | 6 31 27 022 01 6 |
| 25 | 6 31 27 004 01 0 |
| 26 | 6 31 27 005 01 4 |
| 27 | 6 31 27 023 01 0 |
| 28 | 6 31 27 006 01 7 |
| 29 | 6 31 27 024 01 8 |
| 30 | 6 31 27 007 01 1 |
| 31 | 6 31 27 025 01 2 |
| 32 | 6 31 27 008 01 9 |
| 33 | 6 31 27 026 01 5 |
| 34 | 6 31 27 009 01 3 |
| 35 | 6 31 27 010 01 5 |
| 36 | 6 31 27 027 01 9 |
| 37 | 6 31 27 028 01 7 |
| 38 | 6 31 27 011 01 4 |
| 39 | 6 31 27 029 01 1 |
| 40 | 6 31 27 012 01 7 |
| 41 | 6 31 27 030 01 3 |
| 42 | 6 31 27 013 01 1 |
| 43 | 6 31 27 014 01 9 |
| 44 | 6 31 27 031 01 2 |
| 45 | 6 31 27 015 01 3 |
| 46 | 6 31 27 032 01 5 |
| 47 | 6 31 27 033 01 9 |
| 48 | 6 31 27 016 01 6 |
| 49 | 6 31 27 034 01 7 |
| 50 | 6 31 27 017 01 0 |
| 51 | 6 31 27 035 01 1 |
| 52 | 6 31 27 018 01 8 |
| 53 | 6 31 27 036 01 4 |
| 54 | 6 31 27 037 01 8 |
| 55 | 6 31 27 038 01 6 |
| 56 | 6 31 27 039 01 0 |
| 57 | 6 31 27 040 01 2 |
| 58 | 6 31 27 041 01 1 |
| 59 | 6 31 27 049 01 9 |
| 60 | 6 31 27 050 01 1 |
| 61 | 6 31 27 051 01 0 |
| 62 | 6 31 27 052 01 3 |
| 63 | 6 31 27 053 01 7 |
| 64 | 6 31 27 054 01 5 |
| 65 | 6 31 27 055 01 9 |

## METRIC CARBIDE CORE DRILL BITS

### HM ULTRA 35 with 3/4 in Weldon fitting

Cutting depth 35 mm



#### Best of core drilling accessory set 3/4 in Weldon

Diameters of 12, 14, 16, 18, 20, 22 mm  
and 2 centring pins (105 mm) in plastic  
case.

Order number 6 31 27 714 02 0



| Ø<br>mm | Order number<br>Pack of 1 |
|---------|---------------------------|
| 12      | 6 31 27 714 01 0          |
| 13      | 6 31 27 715 01 0          |
| 14      | 6 31 27 716 01 0          |
| 15      | 6 31 27 717 01 0          |
| 16      | 6 31 27 718 01 0          |
| 17      | 6 31 27 719 01 0          |
| 18      | 6 31 27 720 01 0          |
| 19      | 6 31 27 721 01 0          |
| 20      | 6 31 27 722 01 0          |
| 21      | 6 31 27 723 01 0          |
| 22      | 6 31 27 724 01 0          |
| 23      | 6 31 27 725 01 0          |
| 24      | 6 31 27 726 01 0          |
| 25      | 6 31 27 727 01 0          |
| 26      | 6 31 27 728 01 0          |
| 27      | 6 31 27 729 01 0          |
| 28      | 6 31 27 730 01 0          |
| 29      | 6 31 27 731 01 0          |
| 30      | 6 31 27 732 01 0          |
| 31      | 6 31 27 733 01 0          |
| 32      | 6 31 27 734 01 0          |
| 33      | 6 31 27 735 01 0          |
| 34      | 6 31 27 736 01 0          |
| 35      | 6 31 27 737 01 0          |
| 36      | 6 31 27 738 01 0          |
| 37      | 6 31 27 739 01 0          |
| 38      | 6 31 27 740 01 0          |
| 39      | 6 31 27 741 01 0          |
| 40      | 6 31 27 742 01 0          |
| 41      | 6 31 27 743 01 0          |

|    |                  |
|----|------------------|
| 42 | 6 31 27 744 01 0 |
| 43 | 6 31 27 745 01 0 |
| 44 | 6 31 27 746 01 0 |
| 45 | 6 31 27 747 01 0 |
| 46 | 6 31 27 748 01 0 |
| 47 | 6 31 27 749 01 0 |
| 48 | 6 31 27 750 01 0 |
| 49 | 6 31 27 751 01 0 |
| 50 | 6 31 27 752 01 0 |
| 51 | 6 31 27 753 01 0 |
| 52 | 6 31 27 754 01 0 |
| 53 | 6 31 27 755 01 0 |
| 54 | 6 31 27 756 01 0 |
| 55 | 6 31 27 757 01 0 |
| 56 | 6 31 27 758 01 0 |
| 57 | 6 31 27 759 01 0 |
| 58 | 6 31 27 760 01 0 |
| 59 | 6 31 27 761 01 0 |
| 60 | 6 31 27 762 01 0 |

### HM ULTRA 50 with 3/4 in Weldon fitting

Cutting depth 50 mm



#### Best of core drilling accessory set 3/4 in Weldon

Diameters of 12, 14, 16, 18, 20, 22 mm  
and 2 centring pins (105 mm) in plastic  
case.

Order number 6 31 27 276 02 0

| Ø<br>mm | Order number<br>Pack of 1 |
|---------|---------------------------|
| 12      | 6 31 27 276 01 0          |
| 13      | 6 31 27 277 01 0          |
| 14      | 6 31 27 278 01 0          |
| 15      | 6 31 27 279 01 0          |
| 16      | 6 31 27 280 01 0          |
| 17      | 6 31 27 281 01 0          |
| 18      | 6 31 27 282 01 0          |
| 19      | 6 31 27 283 01 0          |
| 20      | 6 31 27 284 01 0          |
| 21      | 6 31 27 285 01 0          |
| 22      | 6 31 27 286 01 0          |
| 23      | 6 31 27 287 01 0          |
| 24      | 6 31 27 288 01 0          |
| 25      | 6 31 27 289 01 0          |

|    |                  |
|----|------------------|
| 26 | 6 31 27 290 01 0 |
| 27 | 6 31 27 291 01 0 |
| 28 | 6 31 27 292 01 0 |
| 29 | 6 31 27 293 01 0 |
| 30 | 6 31 27 294 01 0 |
| 31 | 6 31 27 295 01 0 |
| 32 | 6 31 27 296 01 0 |
| 33 | 6 31 27 297 01 0 |
| 34 | 6 31 27 298 01 0 |
| 35 | 6 31 27 299 01 0 |
| 36 | 6 31 27 300 01 0 |
| 37 | 6 31 27 301 01 0 |
| 38 | 6 31 27 302 01 0 |
| 39 | 6 31 27 303 01 0 |
| 40 | 6 31 27 304 01 0 |
| 41 | 6 31 27 305 01 0 |
| 42 | 6 31 27 306 01 0 |
| 43 | 6 31 27 307 01 0 |
| 44 | 6 31 27 308 01 0 |
| 45 | 6 31 27 309 01 0 |
| 46 | 6 31 27 310 01 0 |
| 47 | 6 31 27 311 01 0 |
| 48 | 6 31 27 312 01 0 |
| 49 | 6 31 27 313 01 0 |
| 50 | 6 31 27 314 01 0 |
| 51 | 6 31 27 315 01 0 |
| 52 | 6 31 27 316 01 0 |
| 53 | 6 31 27 317 01 0 |
| 54 | 6 31 27 318 01 0 |
| 55 | 6 31 27 319 01 0 |
| 56 | 6 31 27 320 01 0 |
| 57 | 6 31 27 321 01 0 |
| 58 | 6 31 27 322 01 0 |
| 59 | 6 31 27 323 01 0 |
| 60 | 6 31 27 324 01 0 |
| 61 | 6 31 27 325 01 0 |
| 62 | 6 31 27 326 01 0 |
| 63 | 6 31 27 327 01 0 |
| 64 | 6 31 27 328 01 0 |
| 65 | 6 31 27 329 01 0 |

### HM ULTRA 75 with 3/4 in Weldon fitting

Cutting depth 75 mm

| Ø<br>mm | Order number<br>Pack of 1 |
|---------|---------------------------|
| 18      | 6 31 27 785 01 0          |
| 19      | 6 31 27 786 01 0          |
| 20      | 6 31 27 787 01 0          |
| 21      | 6 31 27 788 01 0          |
| 22      | 6 31 27 789 01 0          |
| 23      | 6 31 27 790 01 0          |
| 24      | 6 31 27 791 01 0          |
| 25      | 6 31 27 792 01 0          |
| 26      | 6 31 27 793 01 0          |
| 27      | 6 31 27 794 01 0          |
| 28      | 6 31 27 795 01 0          |
| 29      | 6 31 27 796 01 0          |
| 30      | 6 31 27 797 01 0          |
| 32      | 6 31 27 798 01 0          |
| 35      | 6 31 27 799 01 0          |
| 36      | 6 31 27 800 01 0          |
| 40      | 6 31 27 801 01 0          |
| 45      | 6 31 27 802 01 0          |
| 50      | 6 31 27 803 01 0          |
| 55      | 6 31 27 804 01 0          |
| 60      | 6 31 27 805 01 0          |
| 65      | 6 31 27 806 01 0          |

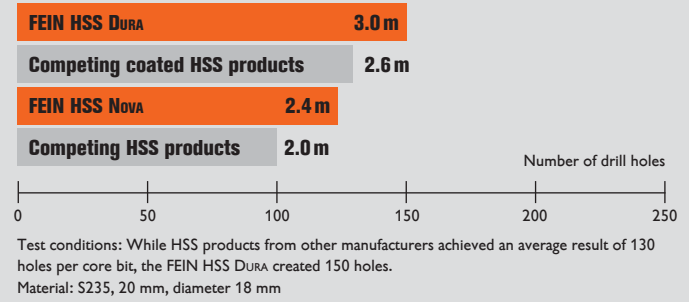
► Carbide core drill bits in  
imperial dimensions can  
be found at [www.fein.com](http://www.fein.com)

# FEIN HSS DURA

## The benefits:

- ▶ Excellent service life.
- ▶ High-quality high-speed steel.
- ▶ TiN surface coating.
- ▶ Optimum drilling results in steel and stainless steel.
- ▶ Not sensitive to shock or impact.
- ▶ Little friction thanks to very good glide properties.
- ▶ Increased heat resistance for dry drilling.

## HSS service life compared with competitors



### HSS DURA 25 with QuickIN holder

Cutting depth 25 mm



| Ø mm | Order number Pack of 1 |
|------|------------------------|
| 12   | 6 31 33 120 06 7       |
| 13   | 6 31 33 130 06 7       |
| 14   | 6 31 33 140 06 7       |
| 15   | 6 31 33 150 06 7       |
| 16   | 6 31 33 160 06 7       |
| 17   | 6 31 33 170 06 7       |
| 18   | 6 31 33 180 06 7       |
| 19   | 6 31 33 190 06 7       |
| 20   | 6 31 33 200 06 7       |
| 21   | 6 31 33 210 06 7       |
| 22   | 6 31 33 220 06 7       |
| 23   | 6 31 33 230 06 7       |
| 24   | 6 31 33 240 06 7       |
| 25   | 6 31 33 250 06 7       |
| 26   | 6 31 33 260 06 7       |
| 27   | 6 31 33 270 06 7       |
| 28   | 6 31 33 280 06 7       |
| 29   | 6 31 33 290 06 7       |
| 30   | 6 31 33 300 06 7       |
| 31   | 6 31 33 310 06 7       |
| 32   | 6 31 33 320 06 7       |
| 33   | 6 31 33 330 06 7       |
| 34   | 6 31 33 340 06 7       |
| 35   | 6 31 33 350 06 7       |
| 36   | 6 31 33 360 06 7       |
| 37   | 6 31 33 370 06 7       |
| 38   | 6 31 33 380 06 7       |
| 39   | 6 31 33 390 06 7       |
| 40   | 6 31 33 400 06 7       |
| 41   | 6 31 33 410 06 7       |
| 42   | 6 31 33 420 06 7       |
| 43   | 6 31 33 430 06 7       |
| 44   | 6 31 33 440 06 7       |
| 45   | 6 31 33 450 06 7       |
| 46   | 6 31 33 460 06 7       |
| 47   | 6 31 33 470 06 7       |
| 48   | 6 31 33 480 06 7       |
| 49   | 6 31 33 490 06 7       |
| 50   | 6 31 33 500 06 7       |

### HSS DURA 50 with QuickIN holder

Cutting depth 50 mm

| Ø mm | Order number Pack of 1 |
|------|------------------------|
| 12   | 6 31 33 120 06 8       |
| 13   | 6 31 33 130 06 8       |
| 14   | 6 31 33 140 06 8       |
| 15   | 6 31 33 150 06 8       |
| 16   | 6 31 33 160 06 8       |
| 17   | 6 31 33 170 06 8       |
| 18   | 6 31 33 180 06 8       |
| 19   | 6 31 33 190 06 8       |
| 20   | 6 31 33 200 06 8       |
| 21   | 6 31 33 210 06 8       |
| 22   | 6 31 33 220 06 8       |
| 23   | 6 31 33 230 06 8       |
| 24   | 6 31 33 240 06 8       |
| 25   | 6 31 33 250 06 8       |
| 26   | 6 31 33 260 06 8       |
| 27   | 6 31 33 270 06 8       |
| 28   | 6 31 33 280 06 8       |
| 29   | 6 31 33 290 06 8       |
| 30   | 6 31 33 300 06 8       |
| 31   | 6 31 33 310 06 8       |
| 32   | 6 31 33 320 06 8       |
| 33   | 6 31 33 330 06 8       |
| 34   | 6 31 33 340 06 8       |
| 35   | 6 31 33 350 06 8       |
| 36   | 6 31 33 360 06 8       |
| 37   | 6 31 33 370 06 8       |
| 38   | 6 31 33 380 06 8       |
| 39   | 6 31 33 390 06 8       |
| 40   | 6 31 33 400 06 8       |
| 41   | 6 31 33 410 06 8       |
| 42   | 6 31 33 420 06 8       |
| 43   | 6 31 33 430 06 8       |
| 44   | 6 31 33 440 06 8       |
| 45   | 6 31 33 450 06 8       |
| 46   | 6 31 33 460 06 8       |
| 47   | 6 31 33 470 06 8       |
| 48   | 6 31 33 480 06 8       |
| 49   | 6 31 33 490 06 8       |
| 50   | 6 31 33 500 06 8       |

### HSS DURA 25 with 3/4 in Weldon fitting

Cutting depth 25 mm



| Ø mm | Order number Pack of 1 |
|------|------------------------|
| 12   | 6 31 34 120 07 5       |
| 13   | 6 31 34 130 07 5       |
| 14   | 6 31 34 140 07 5       |
| 15   | 6 31 34 150 07 5       |
| 16   | 6 31 34 160 07 5       |
| 17   | 6 31 34 170 07 5       |
| 18   | 6 31 34 180 07 5       |
| 19   | 6 31 34 190 07 5       |
| 20   | 6 31 34 200 07 5       |
| 21   | 6 31 34 210 07 5       |
| 22   | 6 31 34 220 07 5       |
| 23   | 6 31 34 230 07 5       |
| 24   | 6 31 34 240 07 5       |
| 25   | 6 31 34 250 07 5       |
| 26   | 6 31 34 260 07 5       |
| 27   | 6 31 34 270 07 5       |
| 28   | 6 31 34 280 07 5       |
| 29   | 6 31 34 290 07 5       |
| 30   | 6 31 34 300 07 5       |
| 31   | 6 31 34 310 07 5       |
| 32   | 6 31 34 320 07 5       |
| 33   | 6 31 34 330 07 5       |
| 34   | 6 31 34 340 07 5       |
| 35   | 6 31 34 350 07 5       |
| 36   | 6 31 34 360 07 5       |
| 37   | 6 31 34 370 07 5       |
| 38   | 6 31 34 380 07 5       |
| 39   | 6 31 34 390 07 5       |
| 40   | 6 31 34 400 07 5       |
| 41   | 6 31 34 410 07 5       |
| 42   | 6 31 34 420 07 5       |
| 43   | 6 31 34 430 07 5       |
| 44   | 6 31 34 440 07 5       |
| 45   | 6 31 34 450 07 5       |
| 46   | 6 31 34 460 07 5       |
| 47   | 6 31 34 470 07 5       |
| 48   | 6 31 34 480 07 5       |
| 49   | 6 31 34 490 07 5       |

|    |                  |
|----|------------------|
| 50 | 6 31 34 500 07 5 |
| 51 | 6 31 34 510 07 5 |
| 52 | 6 31 34 520 07 5 |
| 53 | 6 31 34 530 07 5 |
| 54 | 6 31 34 540 07 5 |
| 55 | 6 31 34 550 07 5 |
| 56 | 6 31 34 560 07 5 |
| 57 | 6 31 34 570 07 5 |
| 58 | 6 31 34 580 07 5 |
| 59 | 6 31 34 590 07 5 |
| 60 | 6 31 34 600 07 5 |

### HSS DURA 50 with 3/4 in Weldon fitting

Cutting depth 50 mm

| Ø mm | Order number Pack of 1 |
|------|------------------------|
| 12   | 6 31 34 120 07 6       |
| 13   | 6 31 34 130 07 6       |
| 14   | 6 31 34 140 07 6       |
| 15   | 6 31 34 150 07 6       |
| 16   | 6 31 34 160 07 6       |
| 17   | 6 31 34 170 07 6       |
| 18   | 6 31 34 180 07 6       |
| 19   | 6 31 34 190 07 6       |
| 20   | 6 31 34 200 07 6       |
| 21   | 6 31 34 210 07 6       |
| 22   | 6 31 34 220 07 6       |
| 23   | 6 31 34 230 07 6       |
| 24   | 6 31 34 240 07 6       |
| 25   | 6 31 34 250 07 6       |
| 26   | 6 31 34 260 07 6       |
| 27   | 6 31 34 270 07 6       |
| 28   | 6 31 34 280 07 6       |
| 29   | 6 31 34 290 07 6       |
| 30   | 6 31 34 300 07 6       |
| 31   | 6 31 34 310 07 6       |
| 32   | 6 31 34 320 07 6       |
| 33   | 6 31 34 330 07 6       |
| 34   | 6 31 34 340 07 6       |
| 35   | 6 31 34 350 07 6       |
| 36   | 6 31 34 360 07 6       |
| 37   | 6 31 34 370 07 6       |
| 38   | 6 31 34 380 07 6       |
| 39   | 6 31 34 390 07 6       |
| 40   | 6 31 34 400 07 6       |

# FEIN HSS Nova

|    |                  |
|----|------------------|
| 41 | 6 31 34 410 07 6 |
| 42 | 6 31 34 420 07 6 |
| 43 | 6 31 34 430 07 6 |
| 44 | 6 31 34 440 07 6 |
| 45 | 6 31 34 450 07 6 |
| 46 | 6 31 34 460 07 6 |
| 47 | 6 31 34 470 07 6 |
| 48 | 6 31 34 480 07 6 |
| 49 | 6 31 34 490 07 6 |
| 50 | 6 31 34 500 07 6 |
| 51 | 6 31 34 510 07 6 |
| 52 | 6 31 34 520 07 6 |
| 53 | 6 31 34 530 07 6 |
| 54 | 6 31 34 540 07 6 |
| 55 | 6 31 34 550 07 6 |
| 56 | 6 31 34 560 07 6 |
| 57 | 6 31 34 570 07 6 |
| 58 | 6 31 34 580 07 6 |
| 59 | 6 31 34 590 07 6 |
| 60 | 6 31 34 600 07 6 |

**The benefits:**

- ▶ Long service life.
- ▶ High-quality high-speed steel.
- ▶ Premium drilling results in steel and metal construction.
- ▶ Cost-effective when used for assembly.
- ▶ Not sensitive to shock or impact.
- ▶ Easy to resharpen.

|    |                  |
|----|------------------|
| 41 | 6 31 33 409 05 2 |
| 42 | 6 31 33 420 05 2 |
| 43 | 6 31 33 429 05 2 |
| 44 | 6 31 33 439 05 2 |
| 45 | 6 31 33 449 05 2 |
| 46 | 6 31 33 459 05 2 |
| 47 | 6 31 33 469 05 2 |
| 48 | 6 31 33 479 05 2 |
| 49 | 6 31 33 489 05 2 |
| 50 | 6 31 33 499 05 2 |

**HSS Nova 25 with QuickIN holder**

Cutting depth 25 mm



| Ø mm | Order number<br>Pack of 1 |
|------|---------------------------|
| 12   | 6 31 33 119 05 1          |
| 13   | 6 31 33 129 05 1          |
| 14   | 6 31 33 140 05 1          |
| 15   | 6 31 33 150 05 1          |
| 16   | 6 31 33 159 05 1          |
| 17   | 6 31 33 170 05 1          |
| 18   | 6 31 33 180 05 1          |
| 19   | 6 31 33 189 05 1          |
| 20   | 6 31 33 199 06 3          |
| 21   | 6 31 33 210 05 1          |
| 22   | 6 31 33 219 05 1          |
| 23   | 6 31 33 229 05 1          |
| 24   | 6 31 33 240 05 1          |
| 25   | 6 31 33 250 05 1          |
| 26   | 6 31 33 259 05 1          |
| 27   | 6 31 33 270 05 1          |
| 28   | 6 31 33 279 05 1          |
| 29   | 6 31 33 289 05 1          |
| 30   | 6 31 33 299 05 1          |
| 31   | 6 31 33 309 05 1          |
| 32   | 6 31 33 319 05 1          |
| 33   | 6 31 33 329 05 1          |
| 34   | 6 31 33 339 05 1          |
| 35   | 6 31 33 350 05 1          |
| 36   | 6 31 33 359 05 1          |
| 37   | 6 31 33 369 05 1          |
| 38   | 6 31 33 379 05 1          |
| 39   | 6 31 33 389 05 1          |
| 40   | 6 31 33 399 05 1          |
| 41   | 6 31 33 409 05 1          |
| 42   | 6 31 33 420 05 1          |
| 43   | 6 31 33 429 05 1          |
| 44   | 6 31 33 439 05 1          |
| 45   | 6 31 33 449 05 1          |
| 46   | 6 31 33 459 05 1          |
| 47   | 6 31 33 469 05 1          |
| 48   | 6 31 33 479 05 1          |
| 49   | 6 31 33 489 05 1          |
| 50   | 6 31 33 499 05 1          |

**HSS Nova 50 with QuickIN holder**

Cutting depth 50 mm



**Best of core drilling QuickIN accessory set**  
Diameters of 12, 14, 16, 18, 20, 22 mm and 2 centring pins (105 mm) in plastic case.

Order number 6 31 33 999 01 0

| Ø mm | Order number<br>Pack of 1 |
|------|---------------------------|
| 12   | 6 31 33 119 05 2          |
| 13   | 6 31 33 129 05 2          |
| 14   | 6 31 33 140 05 2          |
| 15   | 6 31 33 150 05 2          |
| 16   | 6 31 33 159 05 2          |
| 17   | 6 31 33 170 05 2          |
| 18   | 6 31 33 180 05 2          |
| 19   | 6 31 33 189 05 2          |
| 20   | 6 31 33 199 05 2          |
| 21   | 6 31 33 210 05 2          |
| 22   | 6 31 33 219 05 2          |
| 23   | 6 31 33 229 05 2          |
| 24   | 6 31 33 240 05 2          |
| 25   | 6 31 33 250 05 2          |
| 26   | 6 31 33 259 05 2          |
| 27   | 6 31 33 270 05 2          |
| 28   | 6 31 33 279 05 2          |
| 29   | 6 31 33 289 05 2          |
| 30   | 6 31 33 299 05 2          |
| 31   | 6 31 33 309 05 2          |
| 32   | 6 31 33 319 05 2          |
| 33   | 6 31 33 329 05 2          |
| 34   | 6 31 33 339 05 2          |
| 35   | 6 31 33 350 05 2          |
| 36   | 6 31 33 359 05 2          |
| 37   | 6 31 33 369 05 2          |
| 38   | 6 31 33 379 05 2          |
| 39   | 6 31 33 389 05 2          |
| 40   | 6 31 33 399 05 2          |

**HSS Nova 25 with 3/4 in Weldon fitting**

Cutting depth 25 mm



**Best of core drilling accessory set 3/4 in Weldon**  
Diameters of 12, 14, 16, 18, 20, 22 mm and 2 centring pins (80 mm) in plastic case.

Order number 6 31 34 999 06 1



**Best of core drilling accessory set 3/4 in Weldon**  
2x Ø 14 mm, 2x Ø 18 mm and 1 centring pin (80 mm) in plastic case.

Order number 6 31 34 999 06 2

Cutting depth 25 mm



| Ø mm | Order number<br>Pack of 1 |
|------|---------------------------|
| 12   | 6 31 34 120 05 1          |
| 13   | 6 31 34 130 05 1          |
| 14   | 6 31 34 140 05 1          |
| 15   | 6 31 34 150 05 1          |
| 16   | 6 31 34 160 05 1          |
| 17   | 6 31 34 170 05 1          |
| 18   | 6 31 34 180 05 1          |
| 19   | 6 31 34 190 05 1          |
| 20   | 6 31 34 200 05 1          |

|    |                  |
|----|------------------|
| 21 | 6 31 34 210 05 1 |
| 22 | 6 31 34 220 05 1 |
| 23 | 6 31 34 230 05 1 |
| 24 | 6 31 34 240 05 1 |
| 25 | 6 31 34 250 05 1 |
| 26 | 6 31 34 260 05 1 |
| 27 | 6 31 34 270 05 1 |
| 28 | 6 31 34 280 05 1 |
| 29 | 6 31 34 290 05 1 |
| 30 | 6 31 34 300 05 1 |
| 31 | 6 31 34 310 05 1 |
| 32 | 6 31 34 320 05 1 |
| 33 | 6 31 34 330 05 1 |
| 34 | 6 31 34 340 05 1 |
| 35 | 6 31 34 350 05 1 |
| 36 | 6 31 34 360 05 1 |
| 37 | 6 31 34 370 05 1 |
| 38 | 6 31 34 380 05 1 |
| 39 | 6 31 34 390 05 1 |
| 40 | 6 31 34 400 05 1 |
| 41 | 6 31 34 410 05 1 |
| 42 | 6 31 34 420 05 1 |
| 43 | 6 31 34 430 05 1 |
| 44 | 6 31 34 440 05 1 |
| 45 | 6 31 34 450 05 1 |
| 46 | 6 31 34 460 05 1 |
| 47 | 6 31 34 470 05 1 |
| 48 | 6 31 34 480 05 1 |
| 49 | 6 31 34 490 05 1 |
| 50 | 6 31 34 500 05 1 |
| 51 | 6 31 34 510 05 1 |
| 52 | 6 31 34 520 05 1 |
| 53 | 6 31 34 530 05 1 |
| 54 | 6 31 34 540 05 1 |
| 55 | 6 31 34 550 05 1 |
| 56 | 6 31 34 560 05 1 |
| 57 | 6 31 34 570 05 1 |
| 58 | 6 31 34 580 05 1 |
| 59 | 6 31 34 590 05 1 |
| 60 | 6 31 34 600 05 1 |

**HSS NOVA 50  
with 3/4 in Weldon fitting**

Cutting depth 50 mm



**Best of core drilling accessory set  
3/4 in Weldon**  
Diameters of 12, 14, 16, 18, 20, 22 mm  
and 2 centring pins (105 mm) in plastic  
case.

Order number 6 31 34 999 06 3



**Best of core drilling accessory set  
3/4 in Weldon**  
2x 14 mm diameter, 2x 18 mm diameter  
and  
1 centring pin (105 mm) in plastic case.

Order number 6 31 34 999 06 4

| Ø<br>mm | Order number<br>Pack of 1 |
|---------|---------------------------|
| 12      | 6 31 34 120 05 2          |
| 13      | 6 31 34 130 05 2          |
| 14      | 6 31 34 140 05 2          |
| 15      | 6 31 34 150 05 2          |

|    |                  |
|----|------------------|
| 16 | 6 31 34 160 05 2 |
| 17 | 6 31 34 170 05 2 |
| 18 | 6 31 34 180 05 2 |
| 19 | 6 31 34 190 05 2 |
| 20 | 6 31 34 200 05 2 |
| 21 | 6 31 34 210 05 2 |
| 22 | 6 31 34 220 05 2 |
| 23 | 6 31 34 230 05 2 |
| 24 | 6 31 34 240 05 2 |
| 25 | 6 31 34 250 05 2 |
| 26 | 6 31 34 260 05 2 |
| 27 | 6 31 34 270 05 2 |
| 28 | 6 31 34 280 05 2 |
| 29 | 6 31 34 290 05 2 |
| 30 | 6 31 34 300 05 2 |
| 31 | 6 31 34 310 05 2 |
| 32 | 6 31 34 320 05 2 |
| 33 | 6 31 34 330 05 2 |
| 34 | 6 31 34 340 05 2 |
| 35 | 6 31 34 350 05 2 |
| 36 | 6 31 34 360 05 2 |
| 37 | 6 31 34 370 05 2 |
| 38 | 6 31 34 380 05 2 |
| 39 | 6 31 34 390 05 2 |
| 40 | 6 31 34 400 05 2 |
| 41 | 6 31 34 410 05 2 |
| 42 | 6 31 34 420 05 2 |
| 43 | 6 31 34 430 05 2 |
| 44 | 6 31 34 440 05 2 |
| 45 | 6 31 34 450 05 2 |
| 46 | 6 31 34 460 05 2 |
| 47 | 6 31 34 470 05 2 |
| 48 | 6 31 34 480 05 2 |
| 49 | 6 31 34 490 05 2 |
| 50 | 6 31 34 500 05 2 |
| 51 | 6 31 34 510 05 2 |
| 52 | 6 31 34 520 05 2 |
| 53 | 6 31 34 530 05 2 |
| 54 | 6 31 34 540 05 2 |
| 55 | 6 31 34 550 05 2 |

|    |                  |
|----|------------------|
| 56 | 6 31 34 560 05 2 |
| 57 | 6 31 34 570 05 2 |
| 58 | 6 31 34 580 05 2 |
| 59 | 6 31 34 590 05 2 |
| 60 | 6 31 34 600 05 2 |

**HSS NOVA 75  
with 3/4 in Weldon fitting**

Cutting depth 75 mm

| Ø<br>mm | Order number<br>Pack of 1 |
|---------|---------------------------|
| 19      | 6 31 34 190 05 3          |
| 20      | 6 31 34 200 05 3          |
| 21      | 6 31 34 210 05 3          |
| 22      | 6 31 34 220 05 3          |
| 23      | 6 31 34 230 05 3          |
| 24      | 6 31 34 240 05 3          |
| 25      | 6 31 34 250 05 3          |
| 26      | 6 31 34 260 05 3          |
| 27      | 6 31 34 270 05 3          |
| 28      | 6 31 34 280 05 3          |
| 29      | 6 31 34 290 05 3          |
| 30      | 6 31 34 300 05 3          |
| 32      | 6 31 34 320 05 3          |
| 35      | 6 31 34 350 05 3          |
| 36      | 6 31 34 360 05 3          |
| 40      | 6 31 34 400 05 3          |
| 45      | 6 31 34 450 05 3          |
| 50      | 6 31 34 500 05 3          |
| 55      | 6 31 34 550 05 3          |
| 60      | 6 31 34 600 05 3          |

► HSS core drill bits in imperial dimensions can be found at [www.fein.com](http://www.fein.com)



# Centring pins, adapters and MT mounting shafts.

## Centring pins for KBM

### Length of 80 mm suitable for:

| Core drill   | Holder           | Cutting depth |
|--------------|------------------|---------------|
| HSS NOVA 25  | QuickIN          | 25 mm         |
| HSS NOVA 25  | ¾ in Weldon      | 25 mm         |
| HSS DURA 25  | QuickIN          | 25 mm         |
| Order number | 3 02 17 359 00 0 |               |

### Length of 105 mm suitable for:

| Core drill                      | Holder           | Cutting depth |
|---------------------------------|------------------|---------------|
| HM ULTRA 35                     | QuickIN          | 35 mm         |
| HM ULTRA 35                     | ¾ in Weldon      | 35 mm         |
| HM ULTRA 50                     | ¾ in Weldon      | 50 mm         |
| HSS NOVA 25                     | QuickIN          | 25 mm         |
| (with adapter 6 39 01 045 01 0) |                  |               |
| HSS NOVA 25                     | ¾ in Weldon      | 25 mm         |
| (with adapter 6 39 01 021 01 4) |                  |               |
| HSS NOVA 50                     | QuickIN          | 50 mm         |
| (with adapter 6 39 01 045 01 0) |                  |               |
| HSS NOVA 50                     | ¾ in Weldon      | 50 mm         |
| HSS DURA 25                     | QuickIN          | 25 mm         |
| (with adapter 6 39 01 045 01 0) |                  |               |
| HSS DURA 25                     | ¾ in Weldon      | 25 mm         |
| (with adapter 6 39 01 021 01 4) |                  |               |
| HSS DURA 50                     | QuickIN          | 50 mm         |
| (with adapter 6 39 01 045 01 0) |                  |               |
| HSS DURA 50                     | ¾ in Weldon      | 50 mm         |
| Order number                    | 3 02 17 332 00 9 |               |

### Length of 125 mm suitable for:

| Core drill                      | Holder           | Cutting depth |
|---------------------------------|------------------|---------------|
| HM ULTRA 35                     | QuickIN          | 35 mm         |
| (with adapter 6 39 01 027 01 0) |                  |               |
| HM ULTRA 50                     | M18              | 50 mm         |
| (with adapter 6 39 01 020 00 6) |                  |               |
| HM ULTRA 50                     | QuickIN MAX      | 50 mm         |
| HM ULTRA 75                     | QuickIN          | 75 mm         |
| HM ULTRA 75                     | ¾ in Weldon      | 75 mm         |
| HSS NOVA 75                     | ¾ in Weldon      | 75 mm         |
| Order number                    | 3 02 17 333 00 3 |               |

### Length of 135 mm suitable for:

| Core drill                      | Holder      | Cutting depth |
|---------------------------------|-------------|---------------|
| HM ULTRA 35                     | ¾ in Weldon | 35 mm         |
| (with adapter 6 39 01 021 01 4) |             |               |
| HM ULTRA 35                     | QuickIN     | 35 mm         |
| (with adapter 6 39 01 045 01 0) |             |               |
| HM ULTRA 50                     | ¾ in Weldon | 50 mm         |
| (with adapter 6 39 01 021 01 4) |             |               |
| HSS NOVA 50                     | QuickIN     | 50 mm         |
| (with adapter 6 39 01 027 01 0) |             |               |
| HSS NOVA 50                     | ¾ in Weldon | 50 mm         |
| (with adapter 6 39 01 021 01 4) |             |               |

|                                 |                  |       |
|---------------------------------|------------------|-------|
| HSS DURA 50                     | QuickIN          | 50 mm |
| (with adapter 6 39 01 027 01 0) |                  |       |
| HSS DURA 50                     | ¾ in Weldon      | 50 mm |
| (with adapter 6 39 01 021 01 4) |                  |       |
| Order number                    | 3 02 17 355 00 0 |       |

## Centring pins for KBB

### Length of 80 mm suitable for:

| Core drill   | Holder           | Cutting depth |
|--------------|------------------|---------------|
| HSS NOVA 25  | ¾ in Weldon      | 25 mm         |
| HSS DURA 25  | ¾ in Weldon      | 25 mm         |
| Order number | 3 02 17 359 00 0 |               |

### Length of 100 mm suitable for:

| Core drill                      | Holder           | Cutting depth |
|---------------------------------|------------------|---------------|
| HM ULTRA 35                     | ¾ in Weldon      | 35 mm         |
| HSS NOVA 25                     | QuickIN          | 25 mm         |
| (with adapter 6 39 01 027 01 0) |                  |               |
| HSS NOVA 50                     | ¾ in Weldon      | 50 mm         |
| HSS DURA 25                     | QuickIN          | 25 mm         |
| (with adapter 6 39 01 027 01 0) |                  |               |
| HSS DURA 50                     | ¾ in Weldon      | 50 mm         |
| Order number                    | 3 02 17 358 00 0 |               |

### Length of 125 mm suitable for:

| Core drill   | Holder           | Cutting depth |
|--------------|------------------|---------------|
| HSS NOVA 75  | ¾ in Weldon      | 75 mm         |
| Order number | 3 02 17 333 00 3 |               |

## Adapters

### Adapter with QuickIN holder

M 18 × 6 P 1.5 output



|              |                  |
|--------------|------------------|
| Order number | 6 39 01 020 00 6 |
|--------------|------------------|

### ¾ in Weldon output



|              |                  |
|--------------|------------------|
| Order number | 6 39 01 021 01 4 |
|--------------|------------------|

Special Weldon output. Specially designed for core bits from other manufacturers that have an internal hole of > 6.4 mm.



|              |                  |
|--------------|------------------|
| Order number | 6 39 01 024 01 9 |
|--------------|------------------|

### Adapter with ¾ in Weldon fitting

QuickIN output (screw-type adapter)



|              |                  |
|--------------|------------------|
| Order number | 6 39 01 027 01 0 |
|--------------|------------------|

### B 16 output



|              |                  |
|--------------|------------------|
| Order number | 6 39 01 061 00 0 |
|--------------|------------------|

### Extension

For use on confined, deep, or layered surfaces, through holes possible from a Ø of 36 mm. QuickIN holder, length 100 mm, incl. centring pin



|              |                  |
|--------------|------------------|
| Order number | 6 31 06 016 01 0 |
|--------------|------------------|

## Drill chuck adapters

### Adapter with QuickIN holder

½ in output



|              |                  |
|--------------|------------------|
| Order number | 6 39 01 022 00 8 |
|--------------|------------------|

### B 16 output



|              |                  |
|--------------|------------------|
| Order number | 6 39 01 023 00 2 |
|--------------|------------------|

### Key-type drill chuck with QuickIN holder



| Clamping width mm | Order number     |
|-------------------|------------------|
|                   | Pack of 1        |
| 1.5–13            | 6 39 01 023 02 0 |
| 1–16              | 6 39 01 023 01 1 |

### HSS twist drill with QuickIN fitting

Cutting depth 35 mm



| Hole diameter mm | Order number     |
|------------------|------------------|
|                  | Pack of 1        |
| 10.0             | 6 31 11 009 01 0 |
| 10.2             | 6 31 11 010 01 0 |
| 11.0             | 6 31 11 011 01 0 |
| 12.0             | 6 31 11 012 01 0 |

|      |                  |
|------|------------------|
| 13.0 | 6 31 11 013 01 0 |
| 14.0 | 6 31 11 014 01 0 |
| 15.0 | 6 31 11 015 01 0 |
| 15.5 | 6 31 11 016 01 0 |

## MT mounting shaft for FEIN KBM up to diameter of 65 mm

### QuickIN output

With internal cooling lubricant supply



### Core drill cutting depth 50 mm:

| Taper | Ø mm  | Order number     |
|-------|-------|------------------|
| MT 3  | 12–65 | 6 39 01 048 02 0 |

### Core drill cutting depth 75 mm:

| Taper | Ø mm  | Order number     |
|-------|-------|------------------|
| MT 3  | 12–65 | 6 39 01 049 02 0 |

### ¾ in Weldon output

With internal cooling lubricant supply

### Core drill cutting depth 50 mm:

| Taper | Ø mm  | Order number     |
|-------|-------|------------------|
| MT 3  | 12–65 | 6 39 01 050 02 0 |

### Core drill cutting depth 75 mm:

| Taper | Ø mm  | Order number     |
|-------|-------|------------------|
| MT 3  | 12–65 | 6 39 01 051 02 0 |

## MT mounting shafts for bench and column drilling machines

### QuickIN output

With external coolant supply



### Core drill cutting depth 50 mm:

| Taper | Ø mm  | Order number     |
|-------|-------|------------------|
| MT 3  | 12–65 | 6 39 01 019 01 3 |
| MT 2  | 12–35 | 6 39 01 018 01 9 |

### Core drill cutting depth 75 mm:

| Taper | Ø mm  | Order number     |
|-------|-------|------------------|
| MT 3  | 12–65 | 6 39 01 055 02 0 |
| MT 2  | 12–35 | 6 39 01 057 02 0 |

### ¾ in Weldon output

With external coolant supply

### Core drill cutting depth 50 mm:

| Taper | Diameter mm | Order number     |
|-------|-------------|------------------|
| MT 3  | 12–65       | 6 39 01 052 02 0 |

### Core drill cutting depth 75 mm:

| Taper | Diameter mm | Order number     |
|-------|-------------|------------------|
| MT 3  | 12–65       | 6 39 01 053 02 0 |

# FEIN KBM 80 QuickIN MAX accessories – the perfect fit.

Through its wide range of accessories, FEIN ensures that everything is perfectly coordinated when core drilling with the KBM 80 – from the core drill, centring pins and adapters to the special mounting shafts.

## HM ULTRA 50 with QuickIN MAX holder

Cutting depth 50 mm



| Ø mm | Order number<br>Pack of 1 |
|------|---------------------------|
| 50   | 6 31 27 330 01 0          |
| 51   | 6 31 27 331 01 0          |
| 52   | 6 31 27 332 01 0          |
| 53   | 6 31 27 333 01 0          |
| 54   | 6 31 27 334 01 0          |
| 55   | 6 31 27 335 01 0          |
| 56   | 6 31 27 336 01 0          |
| 57   | 6 31 27 337 01 0          |
| 58   | 6 31 27 338 01 0          |
| 59   | 6 31 27 339 01 0          |
| 60   | 6 31 27 340 01 0          |
| 61   | 6 31 27 341 01 0          |
| 62   | 6 31 27 342 01 0          |
| 63   | 6 31 27 343 01 0          |
| 64   | 6 31 27 344 01 0          |
| 65   | 6 31 27 345 01 0          |
| 66   | 6 31 27 346 01 0          |
| 67   | 6 31 27 347 01 0          |
| 68   | 6 31 27 348 01 0          |
| 69   | 6 31 27 349 01 0          |
| 70   | 6 31 27 350 01 0          |
| 71   | 6 31 27 351 01 0          |
| 72   | 6 31 27 352 01 0          |
| 73   | 6 31 27 353 01 0          |
| 74   | 6 31 27 354 01 0          |
| 75   | 6 31 27 355 01 0          |
| 76   | 6 31 27 456 01 0          |
| 77   | 6 31 27 457 01 0          |
| 78   | 6 31 27 458 01 0          |
| 79   | 6 31 27 459 01 0          |
| 80   | 6 31 27 460 01 0          |

## Centring pin

Centring pin for QuickIN MAX core drill.

| L/mm | Order number     |
|------|------------------|
| 125  | 3 02 17 333 00 3 |

## Adapter / drill chuck

Adapter with QuickIN MAX holder QuickIN output



| Order number | 6 39 01 045 01 0 |
|--------------|------------------|
|--------------|------------------|

## Key-type drill chuck with QuickIN holder



| Clamping width mm | Order number     |
|-------------------|------------------|
| 1.5–13            | 6 39 01 023 02 0 |
| 1–16              | 6 39 01 023 01 1 |

## HSS twist drill with QuickIN fitting

Cutting depth 35 mm



| Hole diameter mm | Order number<br>Pack of 1 |
|------------------|---------------------------|
| 10.0             | 6 31 11 009 01 0          |
| 10.2             | 6 31 11 010 01 0          |
| 11.0             | 6 31 11 011 01 0          |
| 12.0             | 6 31 11 012 01 0          |
| 13.0             | 6 31 11 013 01 0          |
| 14.0             | 6 31 11 014 01 0          |
| 15.0             | 6 31 11 015 01 0          |
| 15.5             | 6 31 11 016 01 0          |

## MT mounting shafts

QuickIN output With internal cooling lubricant supply.



### Core drill cutting depth 50 mm:

| Taper Ø mm | Order number     |
|------------|------------------|
| MT 3 12–65 | 6 39 01 039 02 0 |

QuickIN MAX output With internal cooling lubricant supply.



### Core drill cutting depth 50 mm:

| Taper Ø mm | Order number     |
|------------|------------------|
| MT 3 50–80 | 6 39 01 038 02 0 |

## Weldon 32 Standard output

With internal cooling lubricant supply.



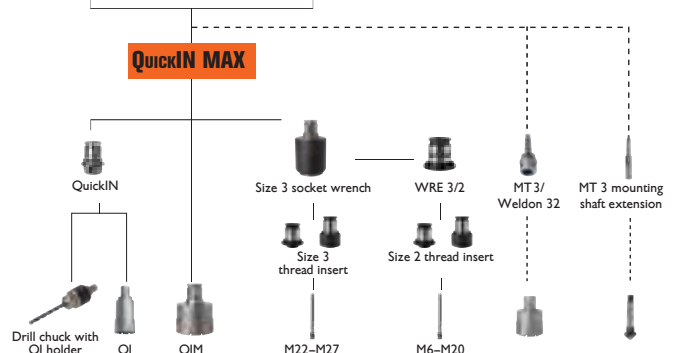

### Core drill cutting depth 50 mm:

| Taper Ø mm | Order number     |
|------------|------------------|
| MT 3 50–80 | 6 39 01 041 01 0 |

MT 3 mounting shaft extension MT 3 output. Specially designed for countersinking.



| Order number | 6 33 04 005 00 0 |
|--------------|------------------|
|--------------|------------------|



# FEIN clamping fixtures for every application – be they magnetic or not.

For materials and workpieces with which the electromagnets of the magnetic core drills cannot be used, FEIN offers alternative clamping fixtures: a suction plate for non-magnetic materials such as stainless steel or aluminium, a vacuum plate that is used together with a vacuum pump, e.g. with chequered sheets or bulb plates, and a fixture for drilling pipes with diameters between 60 mm and 300 mm.

## Clamping fixtures

### Vacuum plate

For non-magnetic materials and structured bases (chequered sheet, bulb plate etc.) Must be used in conjunction with vacuum pump.



### Vacuum plate 396 × 200 × 95 mm for KBM and KBB

Order number 9 26 02 057 01 7

### Vacuum plate 396 × 350 × 95 mm for KBM 80 U, 80 auto

Order number 9 26 02 085 01 0

### Vacuum pump with pressure gauge

Suction rate 0.015 m<sup>3</sup>/min, -0.8 bar, 92 W, weight 2.5 kg, including suction hose.



Order number 9 26 01 022 01 3

### Suction plate

For non-magnetic materials, 250 × 330 × 110 mm.



Cannot be used for KBM 80.

Order number 9 26 02 054 01 6

### Pipe drill fixture

Including clamping strap, for positioning bores on pipes with diameter of 60 mm - 300 mm, 220 × 130 mm.



Order number 9 26 02 055 01 0

## General accessories

### Magnetic rod

Practical tool with high magnetic force for quick and easy collection of magnetic metal swarf.



Order number 6 42 01 005 01 0

### Conversion kit

Converts previous model KBM 542 to QuickIN quick change system.



Order number 6 39 01 028 01 8

### Flex-jointed hose

Suitable for KBM 50 Q, 50 U, 50 auto and 65 U when using twist drills.



Order number 3 14 14 070 01 0

### Cutting spray

300 ml pump spray, for long tool life, optimum cutting performance and enhanced swarf flow.



Order number 3 21 32 031 00 0

## Usage DVD

Professional usage tips for efficient and safe working.



Order number 3 41 30 385 06 0

► To provide a better view of the workpiece, drilling process and core drill, a contact guard was purposefully not used for the photographs. In principle, we would however recommend using one.



# Even easier tapping – with the right accessories.

Electric tapping isn't just faster and doesn't just require less physical effort than working by hand, it also provides clear benefits in terms of precision. FEIN has an extensive range of accessories for such work – ranging from the tapping tool and quick-change chuck to the tapping inserts for blind holes and through holes.

## Tapping

### Tapping quick-change chuck for KBM 50 Q, KBM 50 U, KBM 52 U, KBM 65 U

Can only be used for magnetic core drills with reverse running function. Size 2, with QuickIN holder, for thread drills, in conjunction with tapping inserts with or without M6–M20 safety clutch.



Order number 9 26 02 079 01 0

### Tapping quick-change chuck for KBM 50 Q, KBM 50 U, KBM 52 U, KBM 65 U

Can only be used for magnetic core drills with reverse running function. Size 2, with 3/4 in Weldon fitting, for thread drills, in conjunction with tapping inserts with or without M6–M20 safety clutch.



Order number 9 26 02 089 01 0

### Tapping tool for KBM32Q and KBM50QX

Size 2, with QuickIN holder, for thread drills, in conjunction with tapping inserts with or without M6–M16 safety clutch. Including torque support.



Order number 9 26 02 072 01 2

### Tapping tool for KBM65Q and KBM65QF

Size 2, with MT 3 holder, for thread drills, in conjunction with tapping inserts with or without M6–M20 safety clutch. Including torque support.



Order number 9 26 02 066 01 2

### Size 2 tapping inserts



For thread drills in accordance with DIN 371.

| Thread | Ø mm | ■   | Order number     |
|--------|------|-----|------------------|
| M6     | 6    | 4.9 | 6 32 06 095 01 1 |
| M8     | 8    | 6.2 | 6 32 06 138 01 0 |
| M10    | 10   | 8   | 6 32 06 139 01 0 |

For thread drills in accordance with DIN 374 / 376.

| Thread | Ø mm | ■   | Order number     |
|--------|------|-----|------------------|
| M6     | 4.5  | 3.4 | 6 32 06 117 01 5 |
| M8     | 6    | 4.9 | 6 32 06 095 01 1 |
| M10    | 7    | 5.5 | 6 32 06 096 01 4 |
| M12    | 9    | 7   | 6 32 06 097 01 8 |
| M14    | 11   | 9   | 6 32 06 098 01 6 |
| M16    | 12   | 9   | 6 32 06 099 01 0 |
| M18    | 14   | 11  | 6 32 06 100 01 1 |
| M20    | 16   | 12  | 6 32 06 101 01 0 |

### Size 2 tapping inserts with safety clutch for blind holes



For thread drills in accordance with DIN 371.

| Thread | Ø mm | ■   | Order number     |
|--------|------|-----|------------------|
| M6     | 6    | 4.9 | 6 32 06 118 01 3 |
| M8     | 8    | 6.2 | 6 32 06 140 01 0 |
| M10    | 10   | 8   | 6 32 06 141 01 0 |

For thread drills in accordance with DIN 374 / 376.

| Thread | Ø mm | ■   | Order number     |
|--------|------|-----|------------------|
| M8     | 6    | 4.9 | 6 32 06 102 01 3 |
| M10    | 7    | 5.5 | 6 32 06 103 01 7 |
| M12    | 9    | 7   | 6 32 06 104 01 5 |
| M14    | 11   | 9   | 6 32 06 105 01 9 |
| M16    | 12   | 9   | 6 32 06 106 01 2 |
| M18    | 14   | 11  | 6 32 06 107 01 6 |
| M20    | 16   | 12  | 6 32 06 108 01 4 |

## Tapping KBM80

### Tapping quick change chuck for KBM80

Can only be used for magnetic core drills with reverse running function. Size 3, with QuickIN MAX holder, for thread drills, in conjunction with tapping inserts with or without M22–M27 safety clutch.



Order number 9 26 02 082 01 0

### Size 3 tapping inserts

For thread drills in accordance with DIN 374 / 376.



| Thread  | Ø mm | ■    | Order number     |
|---------|------|------|------------------|
| M22/M24 | 18   | 14.5 | 6 32 06 119 01 0 |
| M27     | 20   | 16   | 6 32 06 120 01 0 |

### Size 3 tapping inserts with safety clutch for blind holes

For thread drills in accordance with DIN 374 / 376.



| Thread  | Ø mm | ■    | Order number     |
|---------|------|------|------------------|
| M22/M24 | 18   | 14.5 | 6 32 06 122 01 0 |
| M27     | 20   | 16   | 6 32 06 123 01 0 |

### Interchangeable reducing insert (3/2)

Reducing insert for holding size 2 tapping inserts (M6–M20) in size 3 tapping quick change chuck (9 26 02 082 01 0).



Order number 6 32 06 125 01 0

# The world's first hand-guided metal drilling system. The new drilling technology for quick and flexible use.

**FEIN KBH 25**



The world's first hand-guided metal drilling system, the FEIN KBH 25, combines the benefits of powerful hand drills and carbide-tipped core drill bits in one. The new drilling technology and specially developed carbide core drill bit make possible flexible, comfortable and rapid work.

**Supplied:** 1 metal drill KBH 25, 1 centring drill, 1 additional handle, 1 cutting spray, 1 plastic tool case

**Order number**

**7 271 01**

**Carbide core drill bits**



**Carbide core drill bit with QuickIN PLUS holder**

Maximum service life thanks to carbide cutting tips. Outstanding cutting performance in all common metals. Metric dimensions: cutting depth 20 mm, drilling diameter in steel up to 25 mm, drilling diameter in aluminium up to 30 mm.



| Drill diameter mm | Order number Pack of 1 |
|-------------------|------------------------|
| 14                | 6 31 30 014 01 0       |
| 15                | 6 31 30 015 01 0       |
| 16                | 6 31 30 016 01 0       |
| 17                | 6 31 30 017 01 0       |
| 18                | 6 31 30 018 01 0       |
| 19                | 6 31 30 019 01 0       |
| 20                | 6 31 30 020 01 0       |
| 21                | 6 31 30 021 01 0       |
| 22                | 6 31 30 022 01 0       |
| 23                | 6 31 30 023 01 0       |
| 24                | 6 31 30 024 01 0       |
| 25                | 6 31 30 025 01 0       |
| 26                | 6 31 30 026 01 0       |
| 27                | 6 31 30 027 01 0       |
| 28                | 6 31 30 028 01 0       |
| 29                | 6 31 30 029 01 0       |
| 30                | 6 31 30 030 01 0       |

**Carbide core drill bits with TiAIN coating**

**Carbide core drill bits with TiAIN coating and QuickIN PLUS holder**

Maximum service life thanks to carbide cutting tips. Outstanding cutting performance in all common metals, 20% better work progress, reduced cutting and feed forces thanks to TiAIN coating. Metric dimensions: cutting depth 20 mm, drilling diameter in steel up to 25 mm, drilling diameter in aluminium up to 30 mm.



| Drill diameter mm | Order number Pack of 1 |
|-------------------|------------------------|
| 14                | 6 31 30 114 01 0       |
| 15                | 6 31 30 115 01 0       |
| 16                | 6 31 30 116 01 0       |
| 17                | 6 31 30 117 01 0       |
| 18                | 6 31 30 118 01 0       |
| 19                | 6 31 30 119 01 0       |
| 20                | 6 31 30 120 01 0       |
| 21                | 6 31 30 121 01 0       |
| 22                | 6 31 30 122 01 0       |
| 23                | 6 31 30 123 01 0       |
| 24                | 6 31 30 124 01 0       |
| 25                | 6 31 30 125 01 0       |
| 26                | 6 31 30 126 01 0       |
| 27                | 6 31 30 127 01 0       |
| 28                | 6 31 30 128 01 0       |
| 29                | 6 31 30 129 01 0       |
| 30                | 6 31 30 130 01 0       |

**Carbide hole saws**



**Carbide hole saw with QuickIN PLUS holder**

Carbide cutting tips for optimum service life for efficient drilling in sheet metal plate up to 4.0 mm thick. Metric dimensions, cutting depth 4 mm.

| Drill diameter mm | Order number Pack of 1 |
|-------------------|------------------------|
| 14                | 6 31 31 014 01 0       |
| 15                | 6 31 31 015 01 0       |
| 16                | 6 31 31 016 01 0       |
| 17                | 6 31 31 017 01 0       |
| 18                | 6 31 31 018 01 0       |
| 19                | 6 31 31 019 01 0       |
| 20                | 6 31 31 020 01 0       |
| 21                | 6 31 31 021 01 0       |
| 22                | 6 31 31 022 01 0       |
| 23                | 6 31 31 023 01 0       |
| 24                | 6 31 31 024 01 0       |
| 25                | 6 31 31 025 01 0       |
| 26                | 6 31 31 026 01 0       |
| 27                | 6 31 31 027 01 0       |
| 28                | 6 31 31 028 01 0       |
| 29                | 6 31 31 029 01 0       |
| 30                | 6 31 31 030 01 0       |
| 31                | 6 31 31 031 01 0       |
| 32                | 6 31 31 032 01 0       |
| 33                | 6 31 31 033 01 0       |
| 34                | 6 31 31 034 01 0       |
| 35                | 6 31 31 035 01 0       |
| 36                | 6 31 31 036 01 0       |
| 37                | 6 31 31 037 01 0       |
| 38                | 6 31 31 038 01 0       |

|    |                  |
|----|------------------|
| 39 | 6 31 31 039 01 0 |
| 40 | 6 31 31 040 01 0 |
| 41 | 6 31 31 041 01 0 |
| 42 | 6 31 31 042 01 0 |
| 43 | 6 31 31 043 01 0 |
| 44 | 6 31 31 044 01 0 |
| 45 | 6 31 31 045 01 0 |
| 46 | 6 31 31 046 01 0 |
| 47 | 6 31 31 047 01 0 |
| 48 | 6 31 31 048 01 0 |
| 49 | 6 31 31 049 01 0 |
| 50 | 6 31 31 050 01 0 |
| 51 | 6 31 31 051 01 0 |
| 52 | 6 31 31 052 01 0 |
| 53 | 6 31 31 053 01 0 |
| 54 | 6 31 31 054 01 0 |

**Carbide hole saws for pipes**



**Carbide hole saw for pipes with QuickIN PLUS holder**

Carbide cutting tips for optimum service life for use with pipe material and curved surfaces with wall thicknesses of up to 4 mm. Metric dimensions, cutting depth 4 mm.



| Drill diameter mm | Order number Pack of 1 |
|-------------------|------------------------|
| 21                | 6 31 31 421 01 0       |
| 22                | 6 31 31 422 01 0       |
| 23                | 6 31 31 423 01 0       |
| 24                | 6 31 31 424 01 0       |

|    |                  |
|----|------------------|
| 25 | 6 31 31 425 01 0 |
| 26 | 6 31 31 426 01 0 |
| 27 | 6 31 31 427 01 0 |
| 28 | 6 31 31 428 01 0 |
| 29 | 6 31 31 429 01 0 |
| 30 | 6 31 31 430 01 0 |
| 31 | 6 31 31 431 01 0 |
| 32 | 6 31 31 432 01 0 |
| 33 | 6 31 31 433 01 0 |
| 34 | 6 31 31 434 01 0 |
| 35 | 6 31 31 435 01 0 |
| 36 | 6 31 31 436 01 0 |
| 37 | 6 31 31 437 01 0 |
| 38 | 6 31 31 438 01 0 |
| 39 | 6 31 31 439 01 0 |
| 40 | 6 31 31 440 01 0 |
| 41 | 6 31 31 441 01 0 |
| 42 | 6 31 31 442 01 0 |
| 43 | 6 31 31 443 01 0 |
| 44 | 6 31 31 444 01 0 |
| 45 | 6 31 31 445 01 0 |
| 46 | 6 31 31 446 01 0 |
| 47 | 6 31 31 447 01 0 |
| 48 | 6 31 31 448 01 0 |
| 49 | 6 31 31 449 01 0 |
| 50 | 6 31 31 450 01 0 |
| 51 | 6 31 31 451 01 0 |
| 52 | 6 31 31 452 01 0 |
| 53 | 6 31 31 453 01 0 |
| 54 | 6 31 31 454 01 0 |

**Centring jaw**



| Order number     | No. in pack |
|------------------|-------------|
| 6 31 14 038 01 0 | 1           |
| 6 31 14 038 02 0 | 5           |

**Tapping**

**Collet chuck**  
With collets 6/7/9 mm.



|              |                  |
|--------------|------------------|
| Order number | 6 32 06 067 02 0 |
|--------------|------------------|

**Collets**  
For collet chuck.



| Thread    | ∅ mm | ■ mm | Order number     |
|-----------|------|------|------------------|
| M2-M2.6   | 2.8  | 2.1  | 6 32 06 077 00 1 |
| M3        | 3.5  | 2.7  | 6 32 06 064 00 1 |
| M 4 / M 6 | 4.5  | 3.4  | 6 32 06 065 00 5 |
| M 5 / M 8 | 6    | 4.9  | 6 32 06 066 00 8 |
| M 10      | 7    | 5.5  | 6 32 06 070 00 6 |
| M8        | 8    | 6.2  | 6 32 06 078 00 9 |
| M 12      | 9    | 7    | 6 32 06 075 00 4 |
| M10       | 10   | 8    | 6 32 06 079 00 3 |

**Jaw chuck**  
Directly holds thread drill  
Clamping range 2.8 mm -9.0 mm, with wrench.



|              |                  |
|--------------|------------------|
| Order number | 6 32 06 018 01 0 |
|--------------|------------------|

**Other accessories**

**Swarf cup**  
Prevents contact with hot swarf with sharp edges.



|              |                  |
|--------------|------------------|
| Order number | 3 21 74 013 01 0 |
|--------------|------------------|

**Cutting spray**  
300 ml pump spray, for long tool life, optimum cutting performance and enhanced swarf flow.



|              |                  |
|--------------|------------------|
| Order number | 3 21 32 031 00 0 |
|--------------|------------------|

**Extension**  
For use on confined, deep or layered surfaces. QuickIN PLUS holder, length 100 mm, including adapter for centring drill bit.



|              |                  |
|--------------|------------------|
| Order number | 6 31 06 017 01 0 |
|--------------|------------------|

**QuickIN PLUS adapter on B16**



|              |                  |
|--------------|------------------|
| Order number | 6 39 01 047 00 0 |
|--------------|------------------|

**QuickIN PLUS adapter for 1/2 in-20 UNF**



|              |                  |
|--------------|------------------|
| Order number | 6 39 01 054 00 0 |
|--------------|------------------|

**Key-type drill chuck**  
Drill chuck holder B 16  
Clamping width 1.5-13 mm



|              |                  |
|--------------|------------------|
| Order number | 6 32 02 030 01 5 |
|--------------|------------------|

**Quick-clamping drill chuck**  
Drill chuck holder B 16  
R-shaped tip with chucking force safety device.  
Clamping width 1-13 mm



|              |                  |
|--------------|------------------|
| Order number | 6 32 04 032 00 6 |
|--------------|------------------|

**Quick-clamping drill chuck**  
SUPRA SKE single-sheath metal quick-clamping drill chuck with chucking force safety device, drill chuck holder 1/2 in-20 UNF.  
Clamping width 3-16 mm



|              |                  |
|--------------|------------------|
| Order number | 6 32 05 038 01 0 |
|--------------|------------------|

**Quick-clamping drill chuck**  
SUPRA SKE single-sheath metal quick-clamping drill chuck with chucking force safety device, QuickIN Plus holder  
Clamping width 3-16 mm



|              |                  |
|--------------|------------------|
| Order number | 6 39 01 054 01 0 |
|--------------|------------------|



**FEIN. Unverwüstliche  
Elektrowerkzeuge.**



## **FEIN. Durable power tools.**

FEIN is the specialist for professional and extremely reliable power tools and special application solutions in the metal, interior and automotive sectors. As the inventor of the electric hand drill, FEIN has been developing innovative and unbeatably efficient solutions for everyday use which can also stand up to the toughest continuous use in industry and trade for over 140 years.

For more information about  
FEIN magnetic core drills and accessories,  
visit our website at **[www.fein.com](http://www.fein.com)**

**Your specialist dealer will be happy to help:**

**DE:** C. & E. Fein GmbH, Telefon 07173 183-0, **[www.fein.com](http://www.fein.com)**

**AE:** FEIN Middle East FZE, Tel. 04 8861168, **[www.fein.ae](http://www.fein.ae)**

**Asia:** FEIN Power Tools Asia Limited, A1, Phone 2341-1026, **[www.fein.asia](http://www.fein.asia)**

**AU:** Tooltechnic Systems (AUST) Pty LTD, Phone 03 87959291, **[www.fein.com.au](http://www.fein.com.au)**

**EE/LT/LV:** Ota-Tuote Oy, Phone 00358 9 5499 2400, **[www.otatuote.com](http://www.otatuote.com)**

**IN:** FEIN Power Tools India Pvt. Ltd., Phone 044-43 578 680, **[www.fein.in](http://www.fein.in)**

**SA:** Mimar for Construction Tools & Trading Ltd., Phone 02 6686888, **[www.fein.ae](http://www.fein.ae)**

**[www.fein.com](http://www.fein.com)**

