

► METAL



## Slugger by FEIN Metal cutting saws and blades

Designed for maximum performance





Slugger by FEIN metal cutting saws are built to stand up to whatever you can throw at them. With heavy-duty construction, heat free cutting and features that promote productivity and safety, it's no wonder Slugger by FEIN metal cutting saws are what the professionals use.

7¼" Metal cutting saw	3
9" Metal cutting saw	4
14" Metal cutting saw	5
Saw blades	6





## The compact choice: 7 1/4" Metal cutting saw


The Slugger by FEIN 7 1/4" Metal cutting saw packs an impressive punch in a small package.



With its powerful double insulated 12 amp motor, cutting steel plate or square stock is a breeze. Portability, convenience and safety are all qualities of the 7 1/4" saw and at only 15lbs, with a low vibration rating, this saw won't leave the operator fatigued.

An internally powered laser guide will help to achieve straight and accurate cuts while an integrated collection cover catches nearly all chips. The adjustable base plate can tackle any job with the ability to bevel from 0° to 45°.

### Product Features

- ▶ Soft start
- ▶ Electric brake
- ▶ Well balanced handle design for better control
- ▶ Integrated chip collection
- ▶ Smooth bevel and angle cutting adjustments
- ▶ Internally powered integrated laser guide
- ▶ Spring loaded lower guard
- ▶  approved



Includes: 1 case, 1 7 1/4" mild steel blade, 1 wrench, 1 guide plate, 1 safety eyewear, 1 ear protection, 1 instruction manual

### Technical Data

Maximum developed HP	1.9
Rated voltage	120V
Hertz (cycles)	60
Input power	12A (1400 W)
Phase	Single
No load RPMs	3800
Arbor	3/4" (20mm)
Saw blade diameter	7 1/4" (185mm)
Max depth of cut	2 3/8" (60mm)
Overall length	13 3/4" (349mm)
Vibration	7.20m/s2
Weight	15lbs. (6.8kg)
<b>Order number</b>	<b>69908120000</b>

### Applications



angle iron



c-channel




corrugated sheet metal



sheet metal



square tubing



steel tubing

# The powerful choice: 9" Metal cutting saw


The Slugger by FEIN 9" Metal cutting saw offers a long lasting and enduring cutting solution.



The Slugger by FEIN 9" Metal cutting saw is the perfect tool to help you accomplish professional results, every time. Let the internally powered laser guide and the onboard work light help to get a straight and accurate cut. The blades are designed to leave a cooler cutting surface because the heat is transferred through the cut chips leaving a burr-free, clean and safe cut.

The adjustable base plate can tackle any job with the ability to bevel from 0° to 45°. A worm gear drive supplies ample power while making operation smooth, and the quick release depth adjustment makes this saw ideal for plunge cuts.

## Product Features

- ▶ Powerful double-insulated motor for continuous loads
- ▶ Soft start
- ▶ Electric brake
- ▶ Smooth bevel and angle cutting adjustments
- ▶ Well balanced handle design for better control
- ▶ Integrated chip collection
- ▶ Clear view for more accurate cutting
- ▶  approved



Includes: 1 case, 1 9" mild steel blade, 1 wrench, 1 guide plate, 1 safety eyewear, 1 ear protection, 1 instruction manual


## Technical Data

Maximum developed HP	2.4
Rated voltage	120V
Hertz (cycles)	60
Input power	15A (1800 W)
Phase	Single
No load RPMs	2300
Arbor	1" (25.4mm)
Saw blade diameter	9" (230mm)
Max depth of cut	3 1/8" (80mm)
Overall length	14 1/2" (368mm)
Vibration	6.75m/s2
Weight	21lbs. (9.5kg)
<b>Order number</b>	<b>69908120001</b>

## Applications




angle iron



c-channel




corrugated sheet metal



sheet metal



square tubing



steel tubing

# The versatile choice: 14" Metal cutting saw

A powerful solution to on site metal cutting, the Slugger by FEIN 14" Metal cutting saw is just the tool for the job.




With a solid cast iron base, cutting any size metal is an easy, safe task while the table mounted clamping vise provides a strong hold for fast, accurate cuts no matter what shape metal is being used.

It features a double trigger safety start and a spring loaded split guard, electric brake to eliminate blade free spinning and an integrated chip collection tray. The low speed, high torque 15 amp motor provides the power needed to make clean cuts on square or round stock. The Slugger by FEIN 14" Metal cutting saw will help conquer even the toughest jobs around.

Technical Data	
Maximum developed HP	3
Rated voltage	120V
Hertz (cycles)	60
Input power	15A (1800W)
Phase	Single
No load RPMs	1300
Arbor	1" (25.4mm)
Saw blade diameter	14" (355mm)
Max depth of cut (square)	4 <sup>3</sup> / <sub>4</sub> " (120mm)
Max depth of cut (round)	5 <sup>1</sup> / <sub>8</sub> " (130mm)
Overall length	18 <sup>1</sup> / <sub>2</sub> " (470mm)
Weight	54lbs. (24.4kg)
<b>Order number</b>	<b>72905361120</b>

## Product Features

- ▶ Smooth bevel and angle cutting adjustments
- ▶ Eye protection plate
- ▶ Table/base clamp with quick release
- ▶ Depth stop
- ▶ Well balanced handle design for better control
- ▶ Integrated chip collection
- ▶ Cast aluminum base
- ▶  approved



Includes: 1 14" mild steel blade, 1 wrench, 1 table vise, 1 safety eyewear, 1 ear protection, 1 instruction manual

## Applications



angle iron



c-channel



rebar



solid metal



square tubing



steel tubing



## The right choice: Saw blades - Engineered for precision

The Slugger by FEIN 7", 7¼", 8", 9", 12" and 14" Metal saw blades are designed for fast and accurate cuts in mild & thin metal, aluminum and stainless steel. Compared to traditional abrasive-type blades, Slugger by FEIN metal saw blades perform faster, more accurate cuts, and maintain a lower temperature with less dust.

All of Slugger by FEIN saw blades are made with longevity and durability in mind. Get more cuts with Slugger by FEIN blades than with a fiber disc.

- ▶ Cool temperature for instant material handling
- ▶ Fast performance
- ▶ Long lasting
- ▶ Precise, accurate cuts for superior-quality work
- ▶ Safer alternative to abrasive blades



Blade Type	Application
Mild Steel	Material applications: square tube, angle iron, mild steel plate, pipe, tube and other ferrous metals
Aluminum	Ideal for aluminum and other non-ferrous metals. Material applications: grating, extrusions, pipe and tube
Stainless Steel	Material applications: square tube, angle iron, stainless steel plate, diamond plate, pipe and tube
Thin Steel	Designed for cutting ferrous metal under 1/8" in thickness. Material applications: sheet metal, metal roofing and electrical conduit

# The right choice: Saw blades - Engineered for precision

Diameter	Order #	Teeth	Arbor	RPM	Application
7" (180mm)	6 35 02 007 50 0	36	3/4"	3500	Mild steel up to 5/16" (8mm) solid material
	6 35 02 007 51 0	54	3/4"	3500	Aluminum up to 3/8" (9.5mm) solid material
	6 35 02 007 52 0	48	3/4"	3500	Stainless steel up to 1/4" (6mm) solid material
	6 35 02 007 53 0	48	3/4"	3500	Thin steel up to 1/4" (6mm) solid material

Diameter	Order #	Teeth	Arbor	RPM	Application
7 1/4" (185mm)	6 35 02 007 20 0	36	3/4"	5800	Mild steel up to 5/16" (8mm) solid material
	6 35 02 007 21 0	54	3/4"	5800	Aluminum up to 3/8" (9.5mm) solid material
	6 35 02 007 22 0	48	3/4"	5800	Stainless steel up to 1/4" (6mm) solid material
	6 99 08 120 45 0	48	3/4"	5800	Thin steel up to 1/4" (6mm) solid material

Diameter	Order #	Teeth	Arbor	RPM	Application
8" (203mm)	6 99 08 120 44 1	42	5/8"	5800	Mild steel up to 1/2" (12.7mm) solid material
	6 99 08 120 44 3	68	5/8"	5800	Stainless steel up to 5/16" (8mm) solid material
	6 99 08 120 44 2	68	5/8"	5800	Thin steel up to 1/4" (6mm) solid material

Diameter	Order #	Teeth	Arbor	RPM	Application
9" (230mm)	6 35 02 009 54 0	48	1"	3000	Mild steel up to 1/2" (12.7mm) solid material
	6 35 02 009 55 0	60	1"	3000	Aluminum up to 5/8" (15.9mm) solid material
	6 35 02 009 56 0	60	1"	3000	Stainless steel up to 5/16" (8mm) solid material
	6 99 08 120 44 8	60	1"	3000	Thin steel up to 1/4" (6mm) solid material

Diameter	Order #	Teeth	Arbor	RPM	Application
12" (305mm)	6 99 08 120 44 4	60	1"	2000	Mild steel up to 1/2" (12.7mm) solid material
	6 99 08 120 44 6	80	1"	2000	Aluminum up to 5/8" (15.9mm) solid material
	6 99 08 120 44 7	80	1"	2000	Stainless steel up to 5/16" (8mm) solid material
	6 99 08 120 44 5	80	1"	2000	Thin steel up to 1/4" (6mm) solid material

Diameter	Order #	Teeth	Arbor	RPM	Application
14" (355mm)	6 35 02 014 60 0	66	1"	1500	Mild steel up to 1/2" (12.7mm) solid material
	6 35 02 014 61 0	80	1"	1500	Aluminum up to 5/8" (15.9mm) solid material
	6 35 02 014 62 0	90	1"	1500	Stainless steel up to 5/16" (8mm) solid material
	6 35 02 014 63 0	90	1"	1500	Thin steel up to 1/4" (6mm) solid material



**Contact us for more advice,  
or try the Slugger by FEIN metal cutting saws for yourself.**

**Your specialist dealer will be happy to help:**

**USA:** FEIN Power Tools Inc.  
1000 Omega Drive, Suite 1180, Pittsburgh, PA 15205  
Tel. 1-412-922-8886, Toll Free: 1-800-441-9878

**Canada:** FEIN Canadian Power Tool Company  
323 Traders Boulevard East, Mississauga, Ontario L4Z 2E5  
Tel. 905-890-1390, Toll Free: 1-800-265-2581

**Français:** 1-800-789-8181  
[www.fein.ca](http://www.fein.ca)

**Germany:** C.& E. FEIN GmbH  
Hans-Fein-Straße 81, 73529 Schwäbisch Gmünd-Bargau